Village of Spring Lake
Regular Council Meeting Agenda
March 12, 2024 at 7:30 pm
Village of Spring Lake Council Chambers
990 Bauer Avenue, Spring Lake, AB

1. Call to Order

2. Adoption of Agenda
   2.1 Regular Council Meeting Agenda - March 12, 2024
   Recommendation: Motion to adopt

3. Adoption of Council Minutes
   3.1 Regular Council Meeting Minutes - February 13, 2023
   Recommendation: Motion to approve

4. Presentations
   None

5. Delegations
   None

6. Correspondence
   6.1 Information Correspondence
   - Financial Statements
   - Parkland County, Re: January 2024 Enforcement Services Activity Report
   - February 2024 Speed Sign Statistics
   - Alberta Municipal Affairs, Re: Budget 2024
   - Alberta Municipal Affairs, Re: ICF Engagement
   - ABMunis, Re: Preliminary Analysis of Alberta's 2024 Budget

   6.2 Other Correspondences
   None
   Recommendation: Motion to approve the above Correspondence

7. *Ree.arts*
   7.1 Capital Region Assessment Services Commission - Councillor Quinn
   7.2 Yellowhead Regional Library- Mayor Shewchuk
   7.3 Environmental Advisory Committee - Councillor Maccormack
   7.4 Website/Social Media Advisory Committee - Councillor Zaplotinsky
   7.5 Event Planning Committee - Deputy Mayor Sera
   7.6 Community League - Councillor Maccormack
   7.7 Administration/Public Works - Emily House and Tony Siegel
   Recommendation: Motion to accept as information

8. *New Business Items*
   None

9. *By-Laws and Policies*
   9.1 Policy No. 2014-02 - Roadway Snow and Ice Control Policy Review
   Recommendation: Motion from Council to Approve
   9.2 Policy No. 2019-02 - Roadway and Municipal Land Maintenance Policy Review
   Recommendation: Motion from Council to Approve
   9.3 Request for Decision - Bylaw Review
   Recommendation: Discussion and direction from Council

UNADOPTED

Village of Spring Lake
Regular Council Meeting Agenda
March 12, 2024 at 7:30 pm
Village of Spring Lake Council Chambers
990 Bauer Avenue, Spring Lake, AB

10. *Unfinished Business*

10.1 **Community Sustainability Plan Update**
Recommendation: Discussion and direction from Council

10.2 **Smith Crescent Meadow Lane Access**
Recommendation: Discussion and direction from Council

10.3 **Firesmart Committee**
Recommendation: Discussion and direction from Council

10.4 **Toro Mower**
Recommendation: Discussion and direction from Council

11. *Additions*

None

12. *Public Question/Answer*

- Maximum time allotment of 15 minutes

13. *Closed Sessions*

13.1 **Lands – Enforcement - Plan 2586CL, Block 2, Lot 5**
As per FOIP Section 24

13.2 **Lands – Proposed Recommendations and Advice**
As per FOIP Section 22

14. *Adjournment*

UNADOPTED

VILLAGE OF SPRING LAKE
PROVINCE OF ALBERTA
FEBRUARY 13, 2024
REGULAR COUNCIL MEETING
990 BAUER AVENUE, SPRING LAKE, ALBERTA
AT 7:30 P.M.

PRESENT

Mayor:	Jason Shewchuk
Deputy Mayor:	Melanie Sera
Councillors:	Adam MacCormack Kasey Quinn Chris Zaplotinsky
Administration:	Emily House, Chief Administrative Officer Janet Zaplotinsky, Administrative Manager
Public Works	Tony Siegel, Public Works Manager

There were five members of the public present.

1. CALL TO ORDER

Mayor Shewchuk called the February 13, 2024 Regular Council Meeting to order at 7:30 p.m.

2. ADOPTION OF AGENDA

2.1 Regular Council Meeting Agenda – February 13, 2024

Motion 2024-016 **MOVED BY** Deputy Mayor Sera that Village Council adopt the February 13, 2024 Regular Council Meeting Agenda as presented.

CARRIED

3. ADOPTION OF COUNCIL MINUTES

3.1 Regular Council Meeting – January 9, 2024

Motion 2024-017 **MOVED BY** Councillor MacCormack that Council adopt the January 9, 2024, Regular Council Meeting minutes as presented.

CARRIED

4. PRESENTATIONS

None

5. DELEGATIONS

5.1 K. Thumpour, Resident, Re: Snow Clearing for Septic on South Meadow

Mr. Thumpour addressed Council regarding Council's review of the policy regarding the clearing of snow and wanted to express the need to continue to plow Smith Crescent to have access to residents holding tanks for pump outs.

5.2 T. Sera, Resident, Re: FireSmart Committee

Mr. Sera address Council with a presentation on what creating a FireSmart Committee for the Village of Spring Lake. He included in his presentation an example of some activities that the FireSmart Committee could organize. Mr. Sera also spoke about the amount of funding needed for the committee.

6. CORRESPONDENCE

6.1 Information Correspondence

- Financial Reports including:
  - Payment of Accounts – January 2024
  - Revenue and Expense Summary – as of January 31, 2024
- January 11, 2024, Parkland County, Re: December 2023 Enforcement Services Activity Report
- January 2024 Electronic Speed Sign Statistics
- February 9, 2024, National Police Federation, Re: Budget 2024 Update Environment and Protected Areas, Re: Drought Conditions in Alberta

6.2 Other Correspondence

None

Motion 2024-018 **MOVED BY** Councillor Zaplotinsky to accept and file the above correspondence for information purposes.

CARRIED

7. REPORTS

7.1 Assessment – Councillor Quinn

Councillor Quinn verbally reported that there is a CRASC Meeting scheduled for February 15, 2024.

7.2 Yellowhead Regional Library – Mayor Shewchuk

Mayor Shewchuk verbally reported that there is a YRL Meeting scheduled for March 4, 2024.

7.3 Environmental Advisory Committee – Councillor MacCormack

Report attached.

7.4 Website Advisory Committee – Councillor Zaplotinsky

Report attached.

7.5 Event Planning Committee – Deputy Mayor Sera

Deputy Mayor Sera verbally reported that there is an Event Planning Committee Meeting scheduled for February 27, 204.

7.6 Community League – Councillor MacCormack

Councillor MacCormack verbally reported that the planned Skating Parties have been cancelled for the remainder of the season due to the weather conditions. There were 43 people that attended the SLCL Paint Night Fundraiser. A Crib and Card night will be held on February 23, 2024 and an Easter Event is being planned for March. The SLCL is coming up to their 1st year anniversary and are working on scheduling their Annual General Meeting and producing their budget for the coming year. The next meeting is scheduled for March 20, 2024.

7.7 Administration/Public Works – Emily House/Randy Denby

Report attached.

Motion 2024-019 **MOVED BY** Councillor Quinn that the reports, both written and verbally presented, be accepted as information.

CARRIED

8. NEW BUSINESS ITEMS

8.1 Appointment of Assessment Review Board Officials

Administration presented a request from CRASC to appoint Assessment Review Board Members for 2024.

Motion 2024-020 **MOVED BY** Councillor Quinn to appoint Raymond Ralph as the ARB Chairman, Gerryl Amorin as the Certified ARB Clerk, Darlene Chartrand, Sheryl Exley, Tina Groszko, Stewart Hennig, Ricard Knowles, and Denis Meier, Raymond Ralph as Certified Panelists to the Assessment Review Board.

CARRIED

8.2 2024 Agreement for Professional Services – Nichols Environmental (Canada) Ltd.

Administration presented the 2024 Agreement for Professional Services from Nichols along with an updated rate schedule for 2024.

Motion 2024-021 **MOVED BY** Councillor MacCormack to approve and ratify the 2024 Agreement for Professional Services with Nichols Environmental (Canada) Ltd.

CARRIED

8.3 Spring Lake Community League Reimbursement Request

Administration presented a request from the SLCL for reimbursement of some of the events that they have taken over from the Events Committee.

Motion 2024-022 **MOVED BY** Councillor MacCormack to approve an increase of $256.50 in the Village of Spring Lake 2024 Municipal Budget for the Spring Lake Community League based upon provided receipts.

CARRIED

8.4 Drought in Alberta

Mayor Shewchuk provided a verbal report on his attendance at the Building Resiliency to Multi-Year Drought in Alberta workshop in Blackfalds, AB on January 26, 2024. Council discussed initiatives that the Village is taking and corresponding with the Minister of Alberta Environment and Protected Areas on those initiatives.

Motion 2024-023 **MOVED BY** Councillor Zaplotinsky to direct Administration to prepare a response to the correspondence from the Minister of Alberta Environment and Protected Areas received during the January 2024 Regular Council Meeting on the initiatives that the Village of Spring Lake is taking to address the drought in Alberta.

CARRIED

8.5 Request for Decision – Spring Lake Events

Public Works Manager, Tony Siegel, addressed Council with a Request for Decision regarding the Village's construction schedule and possible conflict with some community events.

Motion 2024-024 **MOVED BY** Councillor Quinn to maintain the planned community events and to work with the committees on possibly relocated the events if necessary.

CARRIED

8.5 Request for Decision – Toro Mower

Public Works Manager, Tony Siegel, addressed Council with a Request for Decision regarding unexpected repairs to the Toro Mower.

Motion 2024-025 **MOVED BY** Councillor MacCormack to direct Administration proceed with to research auctions and lease options to acquire a zero-turn mower and to table to the March 2024 Regular Council Meeting.

CARRIED

9. BYLAWS AND POLICIES

9.1 Bylaw No. 394 – Urban Henkeeping Bylaw – Request for Exception

Council was presented with the amending bylaw to allow for eight hens.

Motion 2024-026 **MOVED BY** Councillor Quinn that Bylaw No. 405 being a by-law to amend Bylaw No. 394 Urban Hen Bylaw be given a first reading.

CARRIED

Motion 2024-027 **MOVED BY** Councillor Zaplotinsky that Bylaw No. 405 be given a second reading.

CARRIED

Motion 2024-028 **MOVED BY** Councillor MacCormack that permission be given to do a third reading of Bylaw No. 405 at one sitting.

CARRIED

Motion 2024-029 **MOVED BY** Deputy Mayor Sera that Bylaw No. 405 be given a third and final reading, and that it be declared passed.

CARRIED

9.2 Policy No. 2014-02 – Roadway Snow and Ice Control Policy Review

Council reviewed Policy No. 2014-02 – Roadway Snow and Ice Control Policy, for possible amendments.

Motion 2024-030 **MOVED BY** Councillor MacCormack to direct Administration to amend Policy No. 2014-02 – Roadway Snow and Ice Control Policy as follows:

Add
4.1 e) Other lands and parking lots as deemed necessary by the CAO or designate.
4.1 f) South Meadow for lots 341 to 354 where it is deemed necessary by the CAO or designate to allow vehicles access for septic pump out services.

CARRIED

Motion 2024-031 **MOVED BY** Councillor Zaplotinsky to direct Administration to send a letter to residents of Smith Crescent adjacent to the South Meadow asking for objections to the Village of Spring Lake maintaining snow removal activities in the South Meadow to allow access for septic pump out services.

CARRIED

9.3 Policy No. 2019-02 – Roadway and Municipal Land Maintenance Policy Review

Council reviewed Policy No. 2019-02 – Roadway and Municipal Land Maintenance Policy, for possible amendments.

Motion 2024-032 **MOVED BY** Councillor Quinn to direct Administration to amend Policy No. 2019-02 – Roadway and Municipal Land Maintenance Policy as follows:

Amend
3.1 i) Meadows

Add
3.1 k) Other lands as deemed necessary by the CAO or designate.

CARRIED

Motion 2024-033 **MOVED BY** Deputy Mayor Sera to direct Administration to send a letter to residents of Smith Crescent adjacent to the South Meadow asking for objections to the Village of Spring Lake maintaining vegetation maintenance in the South Meadow.

CARRIED

9.4 Municipal Address Signs

Council discussed the possibility of drafting a bylaw to require municipal address signs for properties within the Village.

Motion 2024-034 **MOVED BY** Councillor MacCormack to accept the discussion as information and to table Item No. 9.4 Municipal Address Signs to the March 2024 Regular Council Meeting.

CARRIED

10. UNFINISHED BUSINESS

10.1 Community Sustainability Plan Update

No report

Motion 2024-035 **MOVED BY** Councillor Quinn to table Agenda Item No. 10.1 Community Sustainability Plan Update to the March 2024 Regular Council Meeting.

CARRIED

10.2 Smith Crescent Meadow Lane Access

Administration reported that no objections were submitted from adjacent landowners of the South Meadow regarding the removal of the old gate and fence.

Motion 2024-036 **MOVED BY** Councillor MacCormack to accept the report from Administration, as verbally presented, and to table Agenda Item No. 10.2 Smith Crescent Meadow Lane Access to the March 2024 Regular Council Meeting.

CARRIED

10.3 Firesmart Committee

Council discussed the ability to move funds set aside for the Enhance Video Communication Strategy to fund a Firesmart Committee based upon the presentation of T. Sera during the delegation portion of the agenda.

Motion 2024-037 **MOVED BY** Councillor Quinn to move funds from the Enhanced Video Communication Strategy to the Firesmart Committee in the 2024 Municipal Budget.

CARRIED

Motion 2024-038 **MOVED BY** Councillor MacCormack to direct Administration to correspond with Mr. Sera regarding Council's request for a detailed proposal and budget for a Firesmart Committee for further consideration by Council .

CARRIED

Motion 2024-039 **MOVED BY** Deputy Mayor Sera to table Item No. 10.3 Firesmart Committee to the March 2024 Regular Council Meeting.

CARRIED

10.4 Enhanced Video Communications Strategy

Administration reported that due to other commitments, Mr. Armstrong has indicated that he is unable to proceed with this project.

Motion 2024-040 **MOVED BY** Deputy Mayor Sera to remove Agenda Item No. 10.4 – Enhanced Video Communication Strategy from further Council Meeting Agendas.

CARRIED

11. ADDITIONS

None

12. PUBLIC QUESTION AND ANSWER

There were questions and comments regarding drought conditions in Alberta and recycling.

13. CLOSED SESSION

Motion 2024-041 **MOVED BY** Councillor Quinn to close the meeting to the public to discuss Agenda Item No. 13.1 Lands – Enforcement - Plan 2586CL, Block 2, Lot 5 as per FOIP Section 24 and Agenda Item No. 13.2 Lands – Proposed Recommendation and Advice as per FOIP Section 22, at 10:25 pm.

CARRIED

Present: Mayor Shewchuk, Deputy Mayor Sera, Councillor MacCormack, Councillor Zaplotinsky, Chief Administrative Officer Emily House, Administrative Manager Janet Zaplotinsky, Public Works Manager Tony Siegel and Rainbow Williams.

Rainbow Williams left the meeting at 10:25pm.

13.1 Lands – Enforcement – Plan 2586CL, Block 2, Lot 5
FOIP Section 24

Rainbow Williams joined the meeting at 10:30pm.

13.2 Land – Proposed Recommendation and Advice
FOIP Section 22

Rainbow Williams left the meeting at 11:10pm and did not return.

Motion 2024-042 **MOVED BY** Councillor Quinn to open the meeting to the public at 11:35pm.

CARRIED

No motions arose from the Closed Session.

14. ADJOURNMENT

Motion 2024-043 **MOVED BY** Deputy Mayor Sera that the February 13, 2024 Regular Council Meeting be adjourned at 11:36 pm.

CARRIED

_____
Mayor

_____
Administrator

Environment Advisory Committee
Meeting Summary
January 10, 2024

TO PROMOTE EDUCATION, ENVIRONMENTAL AWARENESS, AND PROVIDE ADVICE FOR THE ENHANCEMENT OF THE VILLAGE OF SPRING LAKE

There were three guests at our meeting and all three decided to join us as members, so we would like to welcome them.

- Fall Festival – residents appeared to like our flashlights, loon information and bird kits.

- Lake Watch – we are in contact with ALMS to see if we can get some funding from them again this year, but when we first contacted them it was too early. The Lake Keepers program was presented at the ALMS conference and they would like representatives from all of the lakes. Two of our new members volunteered to be representatives for our lake. There is a webinar on Watershed Stewardship on the Lake Keepers program.

- Crayfish – a member did some checking into crayfish and the Prussion Carp in our lake. It was confirmed there are some native crayfish in the province, however the ones in Spring Lake were probably implants, but we do not need to worry about the crayfish. It was reported that we were listed in the top two lakes of having Prussion Carp, however it could be due to people reporting them as they are caught and doing due dilligence with them by destroying them as they are caught. The Tiger and Brown Trout can be aggressive and can eat or attack them, so that could help to get rid of them.

- Compost barrels sales – A member contacted the County of Parkland in regards to adding home compost barrels to the rain barrel sale, selling them at cost. The County contact person brought this up to Rona at their organizational meeting. Rona is looking into the possibility of getting them.

- We are looking at bringing in a speaker on soil and gardening.

- We had a discussion pertaining to drought conditions, water management, individual residential wells and cisterns. We are checking to see what type of information we can find to put together a drought management package for the residents.

- Ice fishing garbage – discussion took place as to the amount of garbage being left behind by fisher people and some skaters. We may want to look at doing a shoreline clean up this spring before the birds start nesting. A suggestion came to put fishing line disposal containers at the walk in areas. A member is checking into this.

- We will be revisiting the water section of the current Environmental Action Plan and do some brainstorming in regards to the current drought conditions.

- We will do a Noxious and Prohibited Weed display again this spring on the photo boards and put information sheets on the bulletin boards at the same time.

Next meeting is April 17, 2024 at 7 p.m.

The Village of Spring Lake Website Stats (For Referance)

Mouth	Facebook Followers 2023	Facebook Followers 2024	Facebook Reach 2023	Facebook Reach 2024	Instagram Followers 2023	Instagram Followers 2024	Instagram Reach 2023	Instagram Reach 2024	Total Unique Web Page Views 2023	Total Unique Web Page Views 2024	Total Web Page Views 2023	Total Web Page Views 2024
January	594	594	1300	664	60	81	60	64	5,861	7,116	21,759	25,977
Febuary	512		1600		55		51		3,715		17,471	
March	512		699		81		41		5,224		20,720	
April	525		3,299		41		72		5,156		19,143	
May	537		2,726		53		49		5,738		20,720	
June	538		1,698		53		53		7,097		24,070	
July	552		1,835		60		44		5,807		22,703	
Augest	557		2,437		62		58		5,650		24,159	
Septembe	574		91 (Spiked Sept 15		65		73		7,569		23,840	
October	575		773 (Down 83%)		59		59		8,811		26,426	
November	576		804		69		67		8,592		24,505	
December	589		2,807		78		76		8,159		24,480	
	Monthly Average - 55		onthly Average - 2,3		Monthly Average - 60		Monthly Average - 61		Year Total - 77,379		Year Total - 269,385	

Definitions:

Followers - The # of peope that have opted-in to "Follow" your profile or Page.
Reach - The # of people who saw any contant from your page or about your page.
Unique Web Page Views - A person who has viewed the website at least once and is counted only once in the reporting time period

The Village of Spring Lake February 2024 Website Report

Continued to keep the home page up to date and current
Adjusted the home page to make it work on mobile devices. We will be continuing to go through the rest of the pages to do the same.
Created the "Mooring Disturbance Standard" subpage under the "Environmental News" tab to provide the most recent contact information for our Land Management Specialist Melissa Chisholm with Forestery and Parks
Removed and updated the EAC tab as they requested. Thank you Bonnie for send the information over to us to get this done!
Under the "Council " tab we started a "2024 Minutes and Agendas" menu to keep everything current easy to find.

Village of Spring Lake

CAO Report – February 2024

Capital Projects

Waters Crescent plans are being finalized with tender scheduled to be released very soon.

The Utility Right-a-Way is currently being surveyed and information will be forthcoming to have the agreements drawn up for the Waters Crescent Project

2023 Year End

Administration has been focused on getting the year-end documents to the Auditor for 2023. This was sent in this week. Over the next few weeks we will be working with the Auditor to get any further documentation they require.

Assessments

Administration has received the property assessments for 2024 and am in the process of entering and preparing the notices. The 2024 Assessment Notices will be mailed by February 16, 2024.

January 2024

Public Works

January was a busy month for the Skating rink preparation, many hours getting the ice ready. Ken was on this almost every day.

Rink was closed due to abnormal weather, above zero high and low, at the end of Jan 28. This was done to prevent the ice from being damaged.

Had our first couple of snow events, all the equipment was running good for clearing the roads, sander worked well. The roads have been monitored and sanded as required.

Picked up some office/ shop supplies from a business that was closing. File cabinets, lockers, cleaning supplies etc..

Attachments for Bob Cat are located in cold storage or shop

Brush piles in behind shop have been dealt with. Burn permit issued Jan 16

Shop floor drains were plugged, they have been cleaned out, main sump will need to be emptied.

ENFORCEMENT SERVICES
Phone: 780-968-8400 Fax: 780-968-8403

February 13, 2024

The Village of Spring Lake
990 Bauer Avenue
Spring Lake AB T7Z 1S9

Dear Emily,

Subject: Enforcement Services Invoice for the Month of January 2024

I am pleased to provide the Village of Spring Lake with a breakdown of the services provided by Parkland County Enforcement Services.

In the month of January 2024 there were two (2) calls for service, and one (1) file brought forward from November:

Date	File No.	Officer	Incident Type	Outcome	Cost
2023/NOV/23	2023-148-2637	BLATZ	Spring Lake – Other	Complaint was received regarding the number and location of chickens on a property in Spring Lake. Investigation was conducted to bring SOC into compliance with bylaw. SOC received allowance for 8 hens and is to move chicken coop in the spring.	$200.00
2024/JAN/05	2024-148-0044	BEAUMONT	Spring Lake – OHV Bylaw	Complaint was received regarding OHV drivers causing damage to Smith Crescent area in Spring Lake. Officer ran several patrols, no infractions observed.	$100.00
2024/JAN/05	2023-148-0045	TOBAR	Spring Lake – Noise Bylaw	Complaint was received about resident in Spring Lake playing loud music. Officer called COM who withdrew complaint because music had stopped.	$0.00
				Total	$300.00

parkland county

Village of Spring Lake

The pro-active patrols and traffic enforcement were provided as follows:

Contract Hours			
Date/Time Start	Hours	Officer	Fine Revenue
2024/JAN/01 1403Hrs	0.50	BEAUMONT	
2024/JAN/04 1523Hrs	0.83	BEAUMONT	
2024/JAN/05 1444Hrs	0.33	BEAUMONT	
2024/JAN/10 1836Hrs	0.50	BEAUMONT	
2024/JAN/11 1651Hrs	0.50	BEAUMONT	
2024/JAN/12 1240Hrs	0.50	BEAUMONT	
2024/JAN/16 0722Hrs	0.58	BEAUMONT	
2024/JAN/17 0904Hrs	0.38	BEAUMONT	
2024/JAN/20 1614Hrs	0.42	BEAUMONT	
2024/JAN/21 1900Hrs	0.33	BEAUMONT	
2024/JAN/22 2129Hrs	0.42	BEAUMONT	
2024/JAN/23 2120Hrs	0.42	BEAUMONT	
2024/JAN/27 1542Hrs	0.38	BEAUMONT	
2024/JAN/28 1157Hrs	0.33	BEAUMONT	
2024/JAN/29 0730Hrs	0.50	BEAUMONT	
Total Man Hours:	6.17 Hrs.		

Violation Tickets				
Date/Time	Charge	Ticket #	Officer	Fine Amount
Total				

Calls for Service:	$ 300.00
Proactive Patrols Fee:	$ 600.00
Monthly Admin. Fee:	$ 2,500.00
Total Cost	**$3,400.00**

Should you have any questions, please do not hesitate to contact me.
Yours truly,

Mackenzie Blackburn
Parkland County Enforcement Services
Phone: 780-968-8888 Ext.8277
Email: mackenzie.blackburn@parklandcounty.com

Speed Stats

Month:	Feb-24	2069 Spring Lak	402612	Camera:	402612
Day:	# Vehicles:	# Violators:	Top Speed:	Time:	Avg. Speed:
1	190	72	54	500	29
2	207	92	65	2100	30
3	160	93	61	1730	32
4	150	80	61	1200	31
5	207	93	59	2000	29
6	200	89	68	2300	29
7	29	78	68	1930	28
8	158	61	53	600	28
9	183	64	56	2030	29
10	177	74	75	600	30
11	132	62	82	330	30
12	220	84	54	1900	28
13	241	97	53	630	29
14	200	96	63	900	30
15	175	78	63	1930	30
16	191	109	61	1430	32
17	186	104	107	0	32
18	182	89	62	2030	31
19	174	79	68	130	30
20	208	103	63	1700	30
21	204	96	61	530	31
22	194	82	58	1730	30
23	218	103	54	1300	30
24	195	109	69	1500	31
25	1083	343	56	1700	20
26	294	40	59	2300	20
27	204	75	51	1700	28
28	225	80	88	1430	27
29	220	86	72	2130	29
30					
31					

Speed Stats

Month:	Feb-24	Lakeside 507		Camera:	402617
Day:	# Vehicles:	# Violators:	Top Speed:	Time:	Avg. Speed:
1	120	57	51	1100	30
2	117	49	51	1000	29
3	101	31	48	1600	29
4	90	36	48	1430	29
5	96	27	46	1630	28
6	109	36	49	500	29
7	107	29	49	2230	28
8	105	45	66	2230	30
9	115	48	51	1030	32
10	84	35	50	100	29
11	88	33	51	430	29
12	100	40	54	1600	29
13	113	37	54	1500	29
14	103	35	53	1630	29
15	112	44	53	1230	29
16	119	44	50	900	29
17	100	35	54	1330	29
18	94	42	54	2100	30
19	83	32	64	1130	30
20	96	42	58	1300	30
21	111	33	61	1530	28
22	116	45	53	300	29
23	129	49	51	1330	29
24	92	36	49	1800	29
25	102	26	46	200	24
26	93	18	45	1700	26
27	112	30	41	1800	26
28	110	28	56	1830	28
29	113	42	46	1500	33
30					
31					

120

Vehicle Count

Location: 2042 Spring Lake Dr.
Address: 2042 Spring Lake Drive, Spring Lake, Alberta, T7Z 0G8
Speed Limit: From schedule 30 km/h

Report Period: 2024-01-29 to 2024-03-03
Total Vehicle Count: 3802

Hour	Mon	Tue	Wed	Thu	Fri	Sat	Sun	Weekday Average	Weekend Average	Week Average	Speed Average	85% Speed(km/h)
00:00 - 01:00	4	n/a	3	3	n/a	18	11	3	15	8	33	41
01:00 - 02:00	2	n/a	1	n/a	n/a	3	4	2	4	3	33	37
02:00 - 03:00	1	1	n/a	n/a	n/a	3	1	1	2	2	30	41
03:00 - 04:00	n/a	n/a	n/a	n/a	2	1	n/a	2	1	2	34	38
04:00 - 05:00	1	n/a	n/a	n/a	2	n/a	n/a	2	n/a	2	39	49
05:00 - 06:00	2	4	5	2	1	n/a	n/a	3	n/a	3	19	36
06:00 - 07:00	4	5	7	5	8	1	1	6	1	4	14	35
07:00 - 08:00	14	13	11	8	13	6	4	12	5	10	26	37
08:00 - 09:00	11	22	30	30	24	8	8	23	8	19	30	37
09:00 - 10:00	18	15	15	14	23	18	18	17	18	17	29	36
10:00 - 11:00	28	22	25	26	34	19	18	27	19	25	31	38
11:00 - 12:00	43	32	45	22	54	30	34	39	32	37	29	38
12:00 - 13:00	33	47	33	41	58	47	37	42	42	42	28	36
13:00 - 14:00	47	41	38	29	44	45	H 60	40	53	43	28	37
14:00 - 15:00	43	47	38	51	48	43	49	45	46	46	29	36
15:00 - 16:00	44	53	50	28	40	36	39	43	38	41	29	35
16:00 - 17:00	73	53	60	**H 55**	**H 70**	**H 65**	43	62	54	60	29	36
17:00 - 18:00	**H 75**	**H 66**	**H 74**	**H 55**	66	48	20	67	34	58	31	36
18:00 - 19:00	37	37	52	39	38	35	21	41	28	37	31	38
19:00 - 20:00	27	31	29	44	34	23	33	33	28	32	30	38
20:00 - 21:00	26	15	20	31	33	32	17	25	25	25	27	35
21:00 - 22:00	18	15	32	15	30	9	16	22	13	19	30	36
22:00 - 23:00	12	17	8	5	22	17	6	13	12	12	32	38
23:00 - 24:00	3	3	2	8	4	9	4	4	7	5	31	36
Total	566	539	578	511	648	516	444	574	485	552	AVG: 29	AVG: 38

H - highest value in the column, **bolded H** is highest H value in report
** "n/a" - means the sign did not collect any data at the time stipulated in the report. "n/a" values are NOT included in calculations.

Weekly Report: Statistics Summary

Location: 2042 Spring Lake Dr.
Address: 2042 Spring Lake Drive, Spring Lake, Alberta, T7Z 0G8
Speed Limit: From schedule 30 km/h

Report Period: 2024-01-29 to 2024-03-03
Total Vehicle Count: 3802

Hour	Total Vehicle	Average Vehicles	Total Violations	PercentViolations	MIN Speed	MAX Speed	Speed Average	85% Speed km/h
00:00 - 01:00	39	8	16	41 %	16	65	24	41
01:00 - 02:00	10	2	7	70 %	28	39	19	37
02:00 - 03:00	6	1	5	83 %	7	42	17	41
03:00 - 04:00	3	1	2	67 %	30	38	10	38
04:00 - 05:00	3	1	3	H 100 %	H 31	49	11	49
05:00 - 06:00	14	3	6	43 %	6	45	13	36
06:00 - 07:00	31	6	8	26 %	5	45	14	35
07:00 - 08:00	69	14	26	38 %	6	48	26	37
08:00 - 09:00	133	27	54	41 %	6	51	30	37
09:00 - 10:00	121	24	51	42 %	6	57	29	36
10:00 - 11:00	172	34	86	50 %	6	54	31	38
11:00 - 12:00	260	52	106	41 %	6	53	29	38
12:00 - 13:00	296	59	128	43 %	5	57	28	36
13:00 - 14:00	304	61	126	41 %	5	53	28	37
14:00 - 15:00	319	64	133	42 %	6	54	29	36
15:00 - 16:00	290	58	117	40 %	5	50	29	35
16:00 - 17:00	H 419	H 84	196	47 %	5	49	29	36
17:00 - 18:00	404	81	H 207	51 %	5	59	31	36
18:00 - 19:00	259	52	133	51 %	5	63	31	38
19:00 - 20:00	221	44	113	51 %	6	52	30	38
20:00 - 21:00	174	35	71	41 %	5	48	27	35
21:00 - 22:00	135	27	50	37 %	6	52	30	36

Speed (km/h)	Count
1-5	21
6-10	210
11-15	73
16-20	153
21-25	454
26-30	1178
31-35	1023
36-40	439
41-45	161
46-50	59
51-55	23
56-60	5
61-65	2
66-70	1
71-75	0
76-80	0
81-85	0
86-90	0
91-95	0
96-100	0
101-105	0
106-110	0
111-115	0

22:00 - 23:00	87	17	53	61 %	13	H 69	32	38
23:00 - 24:00	33	7	16	48 %	6	39	31	36
Summary	3802	762	1713	AVG: 50 %	5	69	AVG: 25	AVG: 38

116-120	0
121-125	0
126-130	0
131-135	0
136-140	0
141-145	0
146-150	0
151-155	0
156-160	0
Total	3802

H - highest value in the column, **bolded H** is highest H value in report
** "n/a" - means the sign did not collect any data at the time stipulated in the report. "n/a" values are NOT included in calculations.

Weekly Report: Daily Values

Location: 2042 Spring Lake Dr.

Address: 2042 Spring Lake Drive, Spring Lake, Alberta, T7Z 0G8

Report period: 2024-01-29 to 2024-03-03

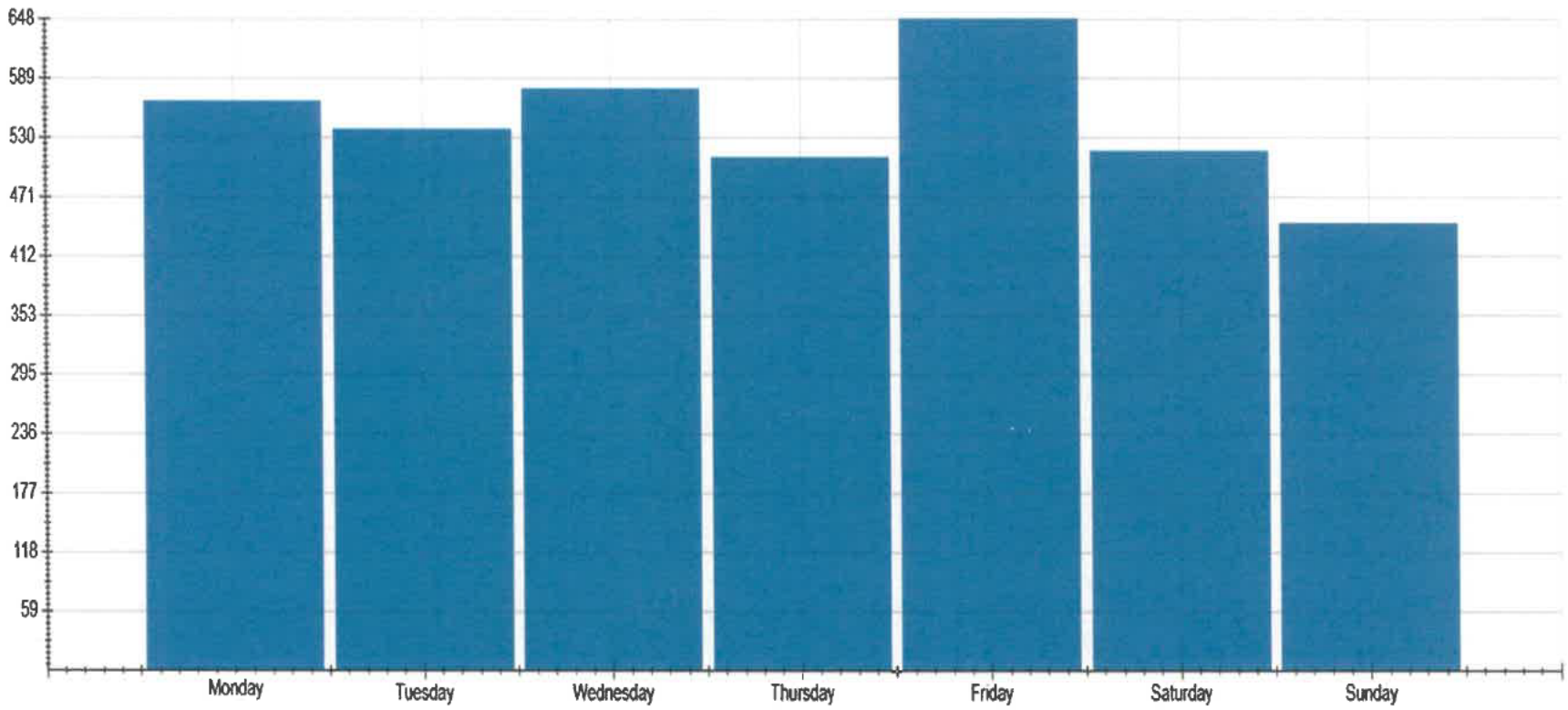

VEHICLE COUNT

Generated on March 04, 2024 at 12:00 PM

SafePace Cloud powered by Web Director®

Weekly Report: Hourly Values

Location: 2042 Spring Lake Dr.

Address: 2042 Spring Lake Drive, Spring Lake, Alberta, T7Z 0G8

Report period: 2024-01-29 to 2024-03-03

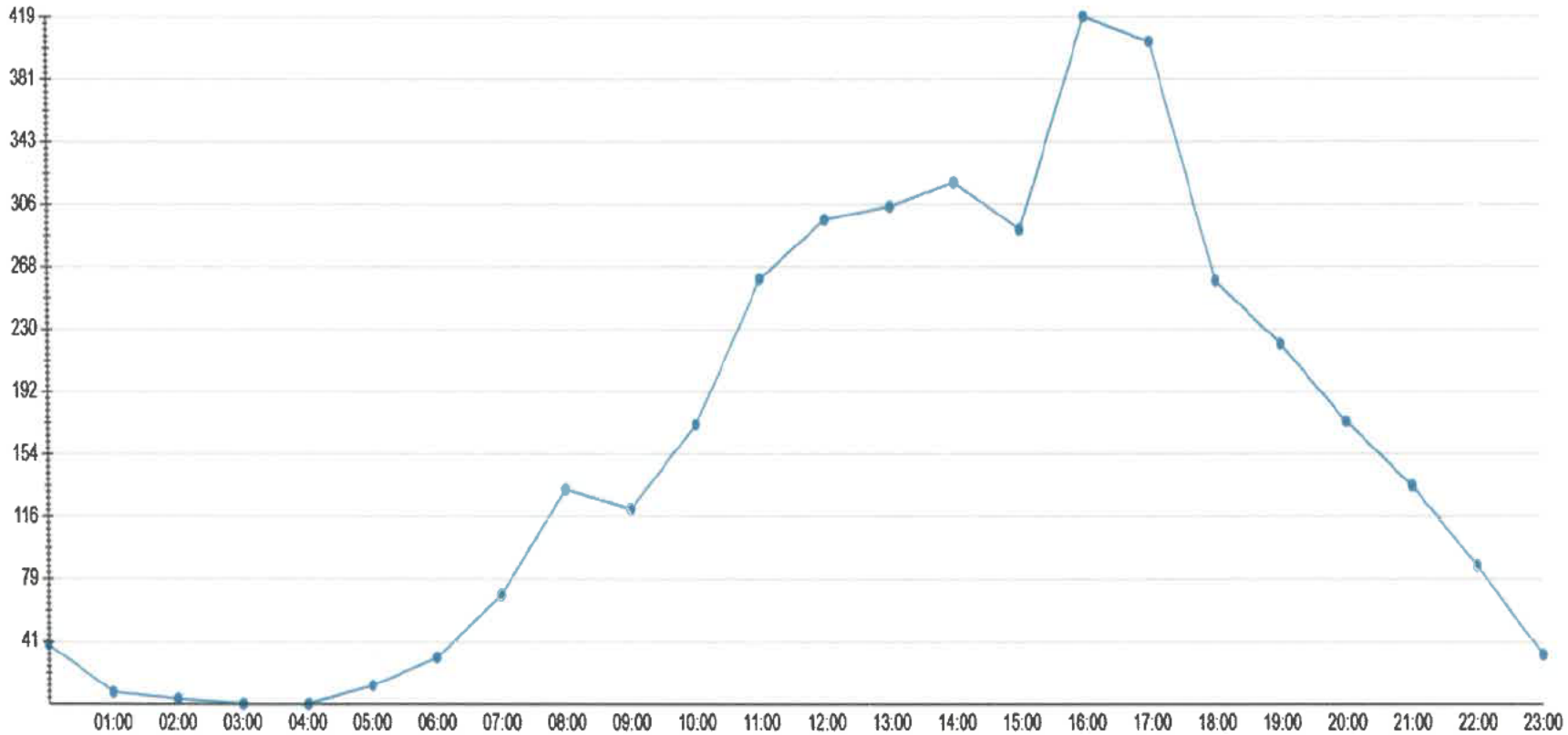

VEHICLE COUNT

Generated on March 04, 2024 at 12:00 PM

SafePace Cloud powered by Web Director®

Vehicle Count

Location: 243 Range Road 20 Southbound
Address: 243 Range Road 20, Spring Lake, Alberta, T7Z 2V2, Canada
Speed Limit: From schedule 50 km/h

Report Period: 2024-01-29 to 2024-03-03
Total Vehicle Count: 6415

Hour	Mon	Tue	Wed	Thu	Fri	Sat	Sun	Weekday Average	Weekend Average	Week Average	Speed Average	85% Speed(km/h)
00:00 - 01:00	3	3	2	2	5	7	7	3	7	4	56	64
01:00 - 02:00	n/a	n/a	1	n/a	n/a	7	3	1	5	4	50	59
02:00 - 03:00	n/a	2	n/a	1	1	2	3	1	3	2	47	56
03:00 - 04:00	1	6	2	2	2	n/a	2	3	2	3	57	65
04:00 - 05:00	2	3	3	3	9	4	1	4	3	4	55	64
05:00 - 06:00	15	37	32	34	28	4	6	29	5	22	49	59
06:00 - 07:00	48	77	62	57	39	10	5	57	8	43	51	58
07:00 - 08:00	64	93	78	73	62	19	7	74	13	57	52	58
08:00 - 09:00	62	63	71	66	76	36	25	68	31	57	50	59
09:00 - 10:00	32	39	43	46	48	39	29	42	34	39	48	55
10:00 - 11:00	46	43	30	44	59	58	42	44	50	46	47	56
11:00 - 12:00	45	46	56	58	43	75	50	50	63	53	47	56
12:00 - 13:00	47	75	44	71	49	82	68	57	75	62	47	57
13:00 - 14:00	51	48	53	62	54	**H 84**	**H 71**	54	78	60	47	57
14:00 - 15:00	67	68	71	66	66	66	57	68	62	66	48	55
15:00 - 16:00	79	78	74	55	80	68	51	73	60	69	47	55
16:00 - 17:00	89	88	**H 98**	**H 103**	**H 102**	75	59	96	67	88	48	55
17:00 - 18:00	**H 92**	**H 101**	90	77	98	68	57	92	63	83	47	56
18:00 - 19:00	47	43	47	46	57	40	33	48	37	45	48	56
19:00 - 20:00	33	39	33	46	43	35	35	39	35	38	47	55
20:00 - 21:00	30	30	30	35	31	38	24	31	31	31	48	57
21:00 - 22:00	23	22	27	22	23	27	26	23	27	24	49	57
22:00 - 23:00	8	17	13	11	19	11	12	14	12	13	47	56
23:00 - 24:00	5	10	4	4	8	12	5	6	9	7	50	61
Total	889	1031	964	984	1002	867	678	977	780	920	AVG: 49	AVG: 58

H - highest value in the column, **bolded H** is highest H value in report
** "n/a" - means the sign did not collect any data at the time stipulated in the report. "n/a" values are NOT included in calculations.

Weekly Report: Statistics Summary

Location: 243 Range Road 20 Southbound
Address: 243 Range Road 20, Spring Lake, Alberta, T7Z 2V2, Canada
Speed Limit: From schedule 50 km/h

Report Period: 2024-01-29 to 2024-03-03
Total Vehicle Count: 6415

Hour	Total Vehicle	Average Vehicles	Total Violations	PercentViolations	MIN Speed	MAX Speed	Speed Average	85% Speed km/h
00:00 - 01:00	29	6	19	66 %	40	71	56	64
01:00 - 02:00	11	2	6	55 %	**H 45**	67	22	59
02:00 - 03:00	9	2	3	33 %	32	61	33	56
03:00 - 04:00	15	3	10	**H 67 %**	40	87	49	65
04:00 - 05:00	25	5	14	56 %	39	**H 92**	55	64
05:00 - 06:00	156	31	91	58 %	15	84	49	59
06:00 - 07:00	298	60	128	43 %	13	89	51	58
07:00 - 08:00	396	79	189	48 %	11	77	52	58
08:00 - 09:00	399	80	190	48 %	11	87	50	59
09:00 - 10:00	276	55	86	31 %	22	79	48	55
10:00 - 11:00	322	64	115	36 %	11	75	47	56
11:00 - 12:00	373	75	126	34 %	6	86	47	56
12:00 - 13:00	436	87	159	36 %	9	89	47	57
13:00 - 14:00	423	85	158	37 %	5	80	47	57
14:00 - 15:00	461	92	152	33 %	6	87	48	55
15:00 - 16:00	485	97	165	34 %	5	76	47	55
16:00 - 17:00	**H 614**	**H 123**	203	33 %	5	75	48	55
17:00 - 18:00	583	117	**H 214**	37 %	5	85	47	56
18:00 - 19:00	313	63	116	37 %	8	83	48	56
19:00 - 20:00	264	53	110	42 %	6	86	47	55
20:00 - 21:00	218	44	91	42 %	5	91	48	57
21:00 - 22:00	170	34	67	39 %	16	79	49	57

Speed (km/h)	Count
1-5	7
6-10	29
11-15	29
16-20	41
21-25	75
26-30	132
31-35	206
36-40	512
41-45	1135
46-50	1782
51-55	1330
56-60	686
61-65	255
66-70	91
71-75	61
76-80	21
81-85	13
86-90	8
91-95	2
96-100	0
101-105	0
106-110	0
111-115	0

22:00 - 23:00	91	18	35	38 %	5	89	47	56
23:00 - 24:00	48	10	20	42 %	6	72	50	61
Summary	6415	1285	2467	AVG: 43 %	5	92	AVG: 47	AVG: 58

116-120	0
121-125	0
126-130	0
131-135	0
136-140	0
141-145	0
146-150	0
151-155	0
156-160	0
Total	6415

H - highest value in the column, **bolded H** is highest H value in report
** "n/a" - means the sign did not collect any data at the time stipulated in the report. "n/a" values are NOT included in calculations.

Weekly Report: Daily Values

Location: 243 Range Road 20 Southbound

Address: 243 Range Road 20, Spring Lake, Alberta, T7Z 2V2, Canada

Report period: 2024-01-29 to 2024-03-03

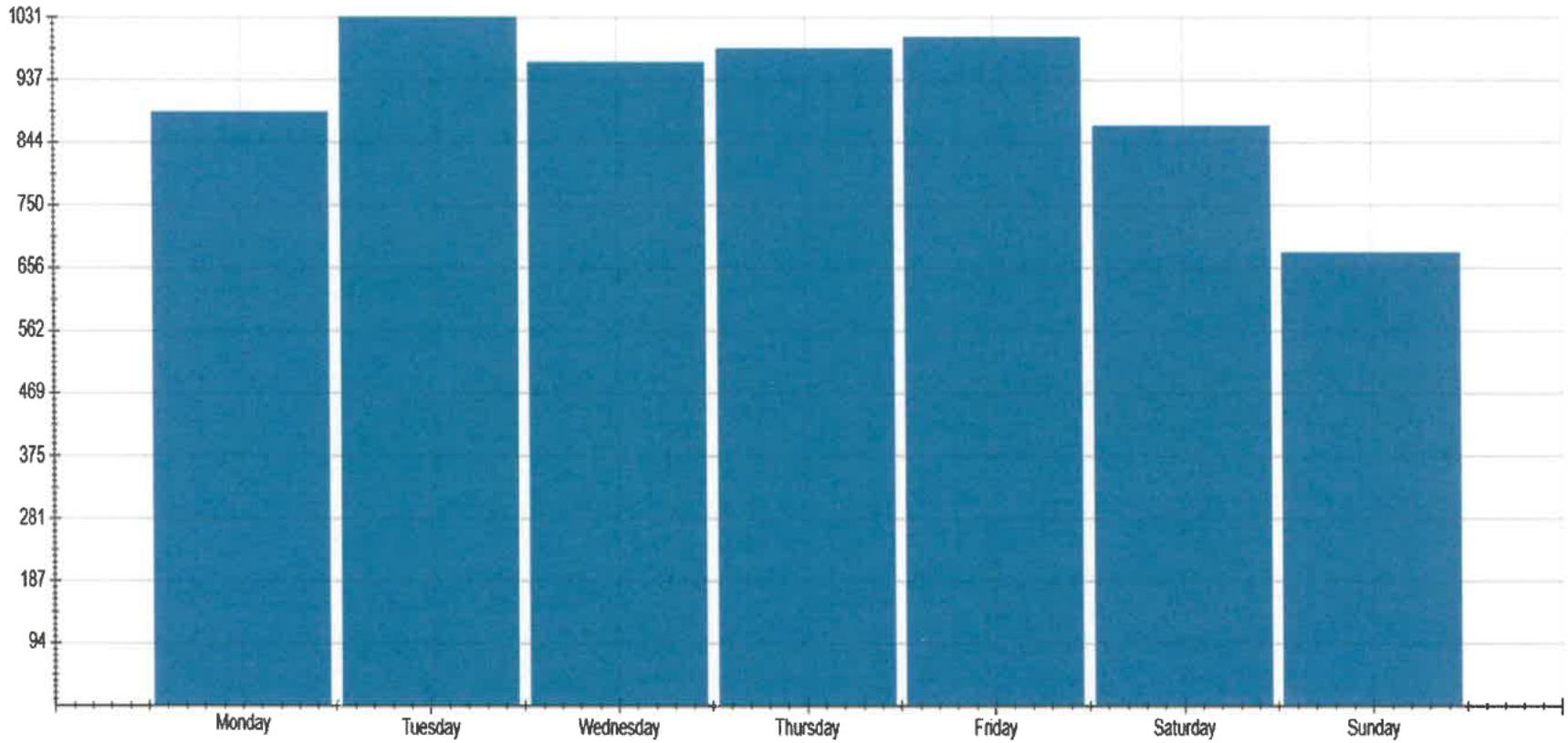

VEHICLE COUNT

Generated on March 04, 2024 at 11:55 AM

SafePace Cloud powered by Web Director®

Weekly Report: Hourly Values

Location: 243 Range Road 20 Southbound

Address: 243 Range Road 20, Spring Lake, Alberta, T7Z 2V2, Canada

Report period: 2024-01-29 to 2024-03-03

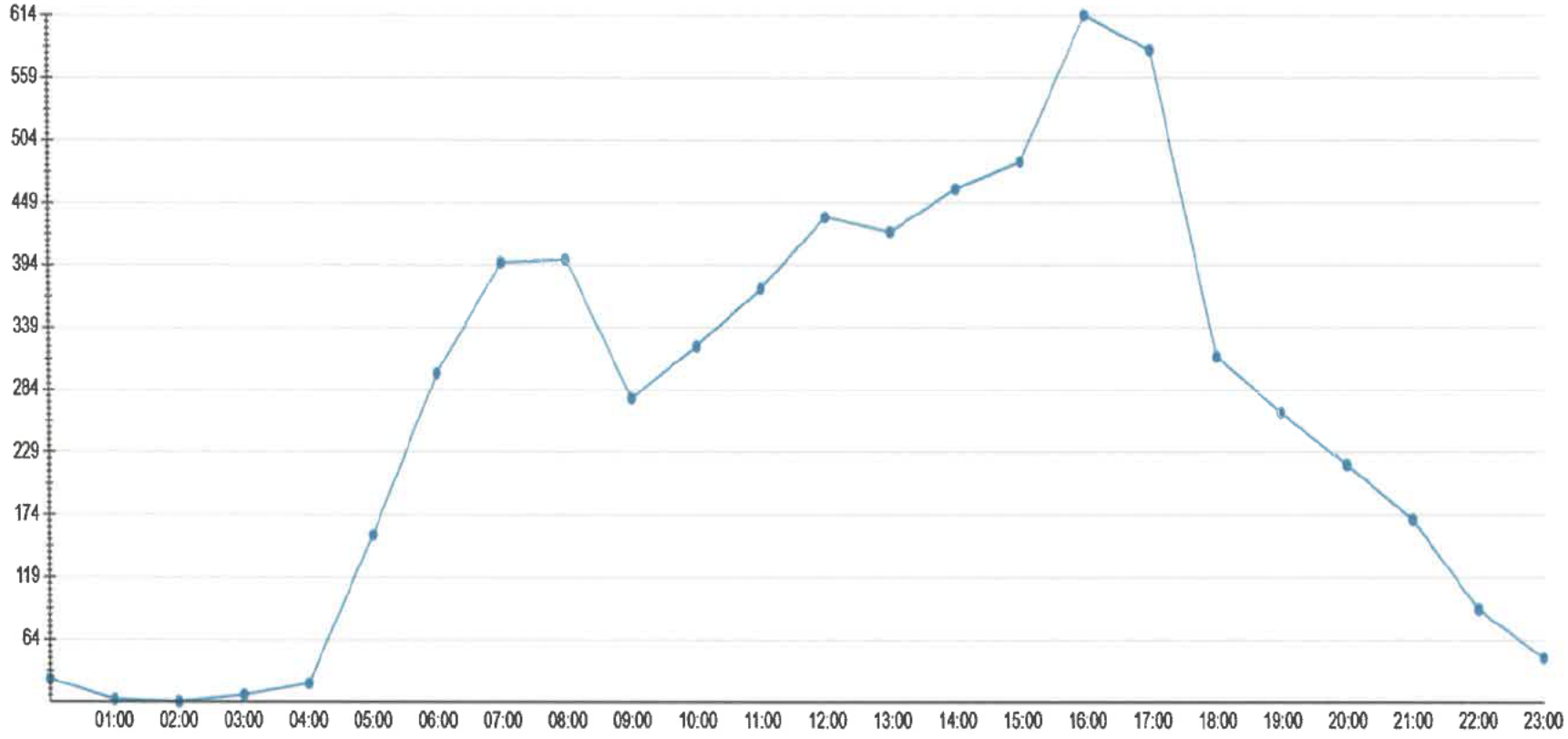

VEHICLE COUNT

Generated on March 04, 2024 at 11:55 AM

SafePace Cloud powered by Web Director®

ALBERTA
MUNICIPAL AFFAIRS

Office of the Minister
MLA, Calgary-Hays

AR113944

February 29, 2024

Dear Chief Elected Officials:

I am writing to share information with you about *Budget 2024*, which my colleague, the Honourable Nate Horner, President of Treasury Board and Minister of Finance, has tabled in the Alberta Legislature. You will find below some details about *Budget 2024* that are most closely related to Alberta Municipal Affairs.

Budget 2024 is a responsible plan for a growing province that invests more than $1 billion to build stronger communities across Alberta. Through these important investments, my ministry will continue to support local governments in providing fiscally responsible, collaborative, and accountable services to Albertans.

I am particularly excited about the Local Government Fiscal Framework (LGFF), which will deliver predictable capital infrastructure funding to municipalities and Metis Settlements across Alberta for many years to come. As we are all aware, the LGFF represents years of collaboration between the province and local governments, and the LGFF replaces the Municipal Sustainability Initiative (MSI) with a more sustainable model. We set the initial capital funding baseline for the LGFF at $722 million to remain consistent with the average amount municipalities have received annually over the last three years of the MSI Capital program.

We now have a true partnership in place through the Revenue Index Factor, which will see municipal funding rise and fall at a one-to-one ratio that is based on changes in provincial revenue from three years prior. Our new framework will deliver the predictability and partnership that municipalities have long been asking for, and I would like to thank you once again for your input to the development of the LGFF to ensure it effectively supports communities and residents provincewide. The MSI Operating program will continue as LGFF Operating funding and will provide $60 million in 2024/25 to local governments to assist with your operational costs and help to respond to inflationary pressures. More information about the LGFF and the 2024 allocations can be found online.

Additionally, *Budget 2024* includes $60 million over three years for the Local Growth and Sustainability Grant, a new grant to help relieve some of the pressures facing fast-growing communities. This new grant will help address acute infrastructure priorities and economic development opportunities. More details about the program will be shared with you later this year.

.../2

320 Legislature Building, 10800 - 97 Avenue, Edmonton, Alberta T5K 2B6 Canada Telephone 780-427-3744 Fax 780-422-9550

Printed on recycled paper

Classification: Protected A

As with previous years, our budget includes capital support through the federal Canada Community-Building Fund and Investing in Canada Infrastructure Program. We are also pleased to maintain the strong support we have for public libraries with more than $33 million going towards operating grants for libraries across the province.

Budget 2024 puts Albertans and Alberta families first by investing in strong health care, a modern education system, and supports to keep life affordable. This budget also invests in safe and supportive communities in Alberta by managing our resources wisely.

I look forward to continuing our work together over this next year as we continue to build strong and vibrant communities that contribute to a stronger province and a brighter future for Albertans and their families.

Sincerely,

Ric McIver
Minister

ALBERTA
MUNICIPAL AFFAIRS

Office of the Minister
MLA, Calgary-Hays

AR113898

To All Chief Elected Officials:

I am inviting your municipality to participate in the review of the *Municipal Government Act* requirements related to Intermunicipal Collaboration Frameworks (ICFs). ICFs encourage integrated and strategic planning, delivery, and funding of inter-municipal services.

Municipal Affairs welcomes your insight and feedback to ensure any future legislative changes consider the needs of municipalities. The scope of this engagement covers the following topics:

- required content of ICFs;
- ICF agreement duration;
- cost calculations;
- mediation and arbitration; and
- enforcement.

I encourage you to complete the survey and share your perspectives on these important matters. The survey is available at extranet.gov.ab.ca/opinio6//s?s=ICFReview and should take 15 to 20 minutes to complete. The survey is available until **April 12, 2024**.

Ministry staff will also be seeking input from chief administrative officers through discussion sessions to supplement the survey and focus on practical implementation considerations. The collective outcomes of the engagement will inform future legislative changes targeted for 2025.

If you have any questions about this review or the collection and use of this information, please email ma.engagement@gov.ab.ca.

Thank you for your participation.

Sincerely,

Ric McIver
Minister

cc: All Chief Administrative Officers

320 Legislature Building, 10800 - 97 Avenue, Edmonton, Alberta T5K 2B6 Canada Telephone 780-427-3744 Fax 780-422-9550

Printed on recycled paper

Classification: Protected A

Preliminary Analysis of Alberta's 2024 Budget



Alberta Municipalities
Strength In Members

March 1, 2024

Table of Contents

Introduction 4
Priorities for Alberta's Municipal Governments 5
How Budget 2024-25 Supports Municipalities 9
Core Capital Funding for Municipal Governments 9
Local Government Fiscal Framework Capital 11
Core Operating Funding for Municipal Governments 13
Notable Funding to Community Entities 13
Provincial Education Property Tax 14
An Overview of the 2024 Fiscal Plan 16
Statement of Operations 17
Revenues 17
Expenditures 18
Taxpayer Supported Debt and Debt Servicing Costs 18
Contingency for Disasters 19
Key Energy and Economic Assumptions 19
Ministry Highlights 19

Introduction

Alberta Municipalities is pleased to provide our members with this preliminary analysis of the 2024-25 Alberta Budget. The budget is focused on the impacts that a growing population will have on Alberta. As the order of government closest to the people, municipalities must be prepared to offer adequate services for their new residents, while also addressing significant infrastructure deficits. Our analysis examines how the provincial government is meeting the needs of communities, and areas that could be improved. It is our hope that this will lead to ongoing conversations between municipal councils and the Alberta Government on the various challenges facing communities.

What you will find in this document

This document includes ABmunis' preliminary analysis of Alberta's 2024-25 budget as it relates to:

- municipal priorities,
- details of provincial funding for municipal governments,
- potential impacts on provincial education property taxes and municipal property taxes,
- decisions that may impact the financial future of Alberta's municipal governments,
- a summary of the province's fiscal outlook, and
- highlights of individual ministry business plans that most impact Albertans at the local level.

Priorities for Alberta's Municipal Governments

Infrastructure Funding

The 2024 fiscal year marks the launch of the new Local Government Fiscal Framework (LGFF) Capital funding program, which replaces the long-standing Municipal Sustainability Initiative (MSI) as the primary funding program for municipal infrastructure. While the starting funding amount of LGFF Capital is higher than last year's MSI Capital funding, the Government of Alberta has ignored ABmunis call for LGFF Capital to start at $1.75 billion. Instead, it will start at $722 million, which continues the trend where provincial investments in community infrastructure is well below historical levels.

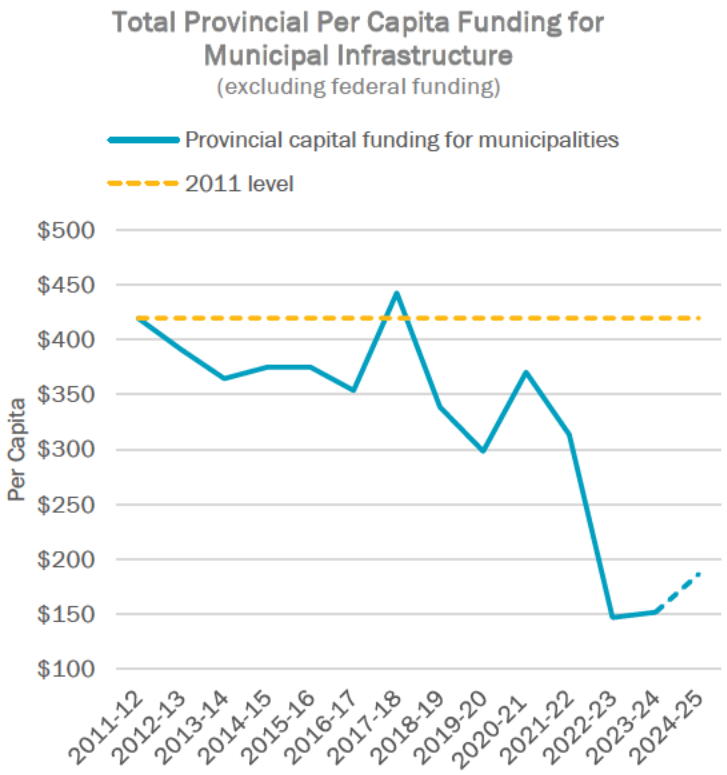

Provincial funding for community infrastructure has not kept pace with Alberta's population growth, nor changes in inflation. In 2011, the Government of Alberta was investing $420 per Albertan into municipal infrastructure programs but that has trended downwards over the years and will only be $186 per capita in 2024.[1]

The Government of Alberta consistently promotes how MSI Capital averaged $722 million per year over the last three years and that LGFF Capital continues at the same amount this year. The problem is inflation cuts into every municipal government's purchasing power for construction costs. If LGFF Capital had been adjusted to account for Alberta's inflation over the last three years, then the starting amount of LGFF Capital should have been almost $100 million more at $819 million.[2]

The reality is that Alberta's community infrastructure will continue to deteriorate, and new infrastructure will be needed. With the province's choice to underfund LGFF Capital, the province is passing the tax burden onto property owners through significant property tax increases. The other option is that Albertans will be forced to accept a lower standard for their community roads, sidewalks, pathways, parks, recreation facilities, water systems, fire equipment, and other local services.

New Local Growth and Sustainability Grant

Alberta Municipal Affairs is launching a new Local Growth and Sustainability Grant intended to support local infrastructure in high growth communities. According to Budget 2024-25, $20 million per year will be provided over the next three years. Municipal Affairs indicates it worked hard to make the case for this additional grant to be included in the budget and will be releasing further details later this fall on how the funding will be allocated. It appears the grant may partially align with the intent of ABmunis' 2023 resolution that calls for a dedicated funding program to support the capital investment pressures of growth, though the amount is dwarfed by the need.

[1] Figures are based on ABmunis' calculations using the total of capital funding programs delivered by the Government of Alberta that are available to most municipalities, excluding funding from the Government of Canada that flows through the Government of Alberta. Figures are sourced from the Government of Alberta's annual fiscal plans and consist of the Municipal Sustainability Initiative Capital, Basic Municipal Transportation Grant, Water for Life, Municipal Water and Wastewater Partnership, Strategic Transportation Infrastructure Program, Local Growth and Sustainability Grant, First Nations Water Tie-In Program, GreenTRIP, Alberta Community Resiliency Program, and the Municipal Stimulus Program. Population is based on Statistics Canada Table 17-10-0005-01 and 2024-25 population is estimated at 4.3% growth over 2023 based on Statistic Canada's quarterly estimated changes from Q4 2022 to Q4 2023.

[2] ABmunis calculations based on changes in Alberta's consumer price index from 2021 to 2023. Statistics Canada Table 18-10-0005-01.

Provincial Property Taxes Increase

The Government of Alberta has opted to maintain the same education property tax rates as in 2023-24. Due to strong growth in property values and increased development over the past year, the result is the Government of Alberta will collect an additional $229 million, a 9.2 per cent increase, in provincial education property taxes in 2024-25. The province indicates that this revenue will help mitigate the cost pressures of rising enrolment in schools, but the tax increase will far surpass the 4.7 per cent year-over-year change in Alberta Education's budgeted expenditures.

The substantial increase in provincial education property taxes will place political pressure on municipal councils to lower any planned increases in municipal property taxes. ABmunis awaits the outcome of Alberta Municipal Affairs' work to determine the feasibility of amendments to the education property tax system to allow municipalities to retain more funding for local priorities.

Grants in Place of Taxes

Budget 2024-25 includes an increase of $2.1 million to the Grants in Place of Property Taxes (GIPOT) funding to reflect rising assessment values and construction of new government infrastructure. Despite increases in Budget 2023 and Budget 2024, GIPOT's 2024 budget of $38.1 million is still well below past funding levels of $60 million before the province cut the program budget in 2019-20. The gap in GIPOT funding points to the need for the province to recognize the essential role that day-to-day municipal services play in supporting provincial buildings.

Community Recreation Centre Infrastructure Program

A new $10 million per year program will fund small and mid-size recreation infrastructure projects. When more details are known about the program and whether municipalities are eligible, we will share that information with members.

Natural Disaster Preparation

ABmunis appreciates that Budget 2024-25 provides municipalities with additional support to prepare for natural disasters. The measures include investment in wildfire preparedness, water management, and water infrastructure. The province has increased their contingency fund from $1.5 billion to $2 billion to address unanticipated costs related to disasters and emergencies.

2024 Drought Preparations

The Government of Alberta began engaging with major water users, including municipalities, in the fall of 2023 to communicate the possibility of a severe drought in 2024. Minister of Environment and Protected Areas Rebecca Schulz has requested that Alberta Municipalities and our members proactively prepare for water shortages.

The Renewed Flood and Drought Mitigation Grant Program has $125 million over five years to support municipalities prepare for extreme weather. The Strategy to Increase Water Availability is funded by $19 million over three years. This strategy aims to improve water storage infrastructure, the water license application process, data collection and support water conservation, efficiency and productivity initiatives. These align with ABmunis' goals.

The province's Water Advisory Committee is a new independent committee providing high level feedback to the government. One of the six members is Tanya Thorn, Mayor of Okotoks and ABmunis Board member.

Wildfires

$151 million over three years has been allocated to improve our wildfire readiness and $55 million in capital investment for new firefighting equipment and facilities.

Affordable Housing

ABmunis appreciates that the province is investing nearly $1 billion in seniors' facilities and housing, as there is an urgent need to develop and upgrade all housing stock, particularly if Alberta continues to welcome high numbers of migrants. While the capital plan includes $254 million in new funding to build approximately 3,300 new affordable housing units and complete 1,800 units already under development, it is important to note that according to Statistics Canada, nearly 162,000 households in Alberta were in core housing need in 2021. The province currently assists 58,600 households with their housing costs, but this represents only 36 per cent of households in core housing need. While Budget 2024 proposes expanding assistance to an additional 5,650 households over the next three years, this would still leave over 60 per cent of households in core housing need without any support.

Mental Health and Addiction

Budget 2024-25 includes welcome increases for mental health and addiction facilities and programs, with details to come as to exactly how the funding will be rolled out. The budget does reinforce the focus on recovery.

The Ministry's business plan identifies harm reduction services as an area of focus under *Outcome 3: Albertans have access to high-quality, person-centred mental health and addiction programs and services.* However, the budget documents do not specify how much will be spent on harm reduction initiatives this year or in future years. With a record number of opioid poisoning occurring in Alberta in 2023, ABmunis is concerned that a focus on only recovery will result to an even higher number of overdose deaths in 2024.

Emergency Medical Services

As emergency medical services (EMS) remain a key priority for municipalities, ABmunis was pleased to see that Budget 2024-25 will allocate a total of $730 million to increase EMS system capacity and implement recommendations from the Alberta EMS Provincial Advisory Committee and Alberta EMS Dispatch Review. We also note $35 million in capital funding over the next three years to purchase new emergency medical services vehicles and ambulances, upgrade the existing fleet, and acquire additional equipment. Last year, the Minister of Health established a new Alberta EMS standing committee that will provide feedback directly to the Minister on EMS performance, opportunities, and challenges. ABmunis is pleased to have representation on this Board and will continue to monitor provincial investments and initiatives to improve response times.

Libraries

The 2024 budget for public library operating funding has increased by 0.5 per cent to $39.9 million.

Family and Community Support Services

Budget 2024-25 allocates $105 million through Family and Community Support Services (FCSS) to communities and Metis Settlements to develop and deliver preventative social services programming. The funding is unchanged from last year.

Electric Vehicle (EV) Tax

The Alberta Government announced it will be adding an annual $200 tax for all EVs registered in Alberta. The intent of this tax is to offset wear and tear to roads caused by electric vehicles as EV drivers are not paying into the taxes collected from fuel sales. As significant owners and operators of roads throughout the province, this revenue should be shared with municipalities to offset their road maintenance costs.

PLANNING FOR YOUR COMMUNITY'S FINANCIAL FUTURE

HOW BUDGET 2024 SUPPORTS MUNICIPAL GOVERNMENTS

How Budget 2024-25 Supports Municipalities

Core Capital Funding for Municipal Governments

$ millions	2023-24 Budget	**2024-25 Budget**	2025-26 Forecast	2026-27 Forecast	2024 vs. 2023
Provincial Capital Funding					
Municipal Sustainability Initiative – Capital	485	**-**	-	-	(485)
Local Government Fiscal Framework - Capital	-	**724**	820	808	724
Alberta Municipal Water/Wastewater Partnership	86	**66**	85	56	(20)
Water for Life	69	**50**	81	106	(19)
Strategic Transportation Infrastructure Program	43	**44**	33	35	1
Local Growth and Sustainability Grant	-	**20**	20	20	20
Green Transit Incentives Program (GreenTRIP)	1	**-**	-	-	(1)
First Nations Water Tie-In Program	28	**8**	15	14	(20)
	712	**912**	1,054	1,039	200
Year-over-year change (%)		**28.1%**	15.6%	-1.4%	
Federal Capital Funding Delivered by the Government of Alberta					
Canada Community-Building Fund	266	**266**	266	266	-
Investing in Canada Infrastructure Program	103	**73**	25	8	(30)
Clean Water Wastewater Fund	-	**1**	-	-	1
Edmonton and Calgary LRT (incl. provincial funds)	694	**849**	878	1,221	155
	1,064	**1,189**	1,169	1,495	125
Year-over-year change (%)		**11.7%**	9.9%	2.0%	
Total Provincial & Federal Capital Funding	1,776	**2,101**	2,223	2,534	325
		18.3%	5.8%	14.0%	

Year-over-year change in municipal capital funding: Budget 2024 vs. Budget 2023[3]

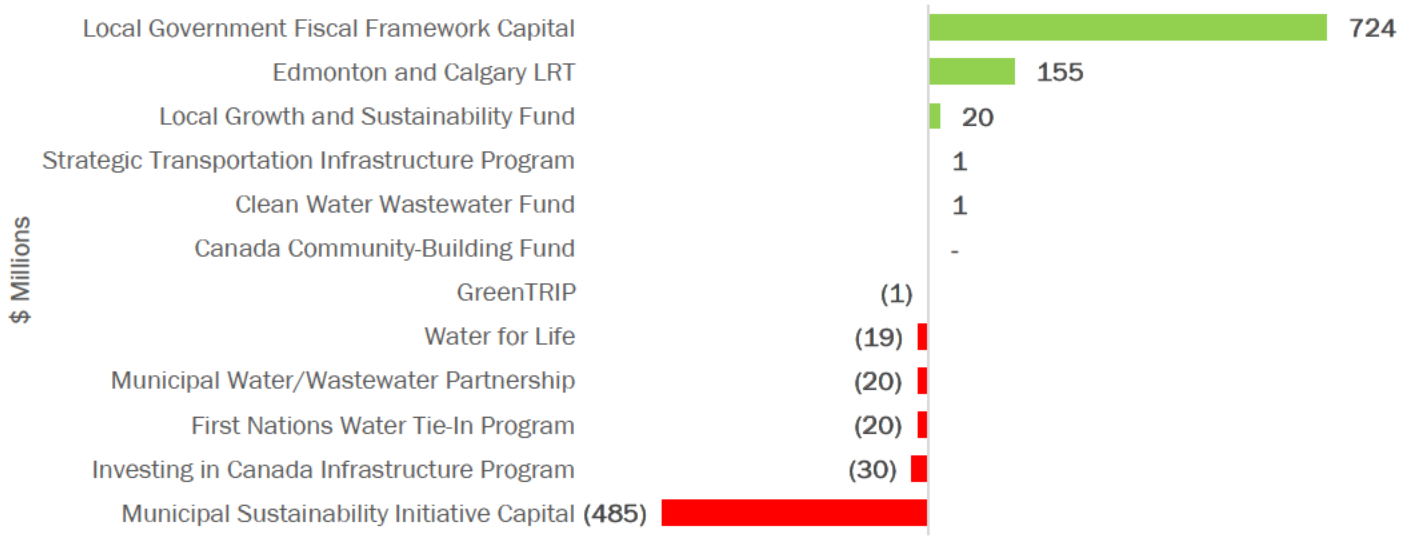

[3] The Local Government Fiscal Framework Capital program replaces the Municipal Sustainability Initiative Capital program.

While it appears that provincial capital funding has significantly increased in 2024-25, the funding level has been relatively flat as part of a four-year plan leading into the implementation of LGFF Capital. In 2021-22, the Government of Alberta opted to front-load a large proportion of the remaining three years of MSI Capital at an average of $722 million per year. This resulted in abnormally low funding in 2022-23 and 2023-24 leading into this year where the province has maintained that level of funding with LGFF Capital set at the same annual average of $722 million. The total of $912 million includes the $722 million in LGFF Capital plus funding from five other programs.

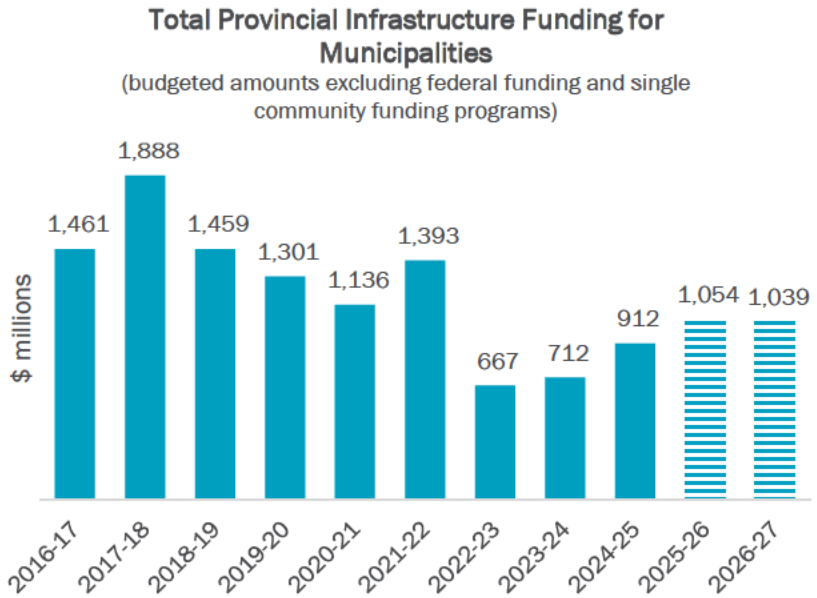

The provincial portion of capital funding (excluding federal funding) for municipalities is $52 million higher than was forecasted in Budget 2023. This is primarily due to the introduction of a new $20 million Local Growth and Sustainability Grant and the Strategic Transportation Infrastructure Program will be $19 million higher than the Budget 2023 forecast for 2024-25.

Despite this increase, the province's level of investment is still well below the expectations of Alberta's municipal governments and well below historical funding levels as highlighted in this graph[4]. The lower level of funding is shifting the tax burden for community infrastructure onto property owners through their property taxes. The following provides details about budget changes in each provincial funding program.

Provincial Capital Funding

Alberta Municipal Water/ Wastewater Partnership (AMWWP)	• AMWWP was forecasted to be $63 million this year but the 2024 budget came in at $66 million. A portion of the 2024 budget may be a rollover of unspent funding from 2023 as the province planned to spend $86 million in 2023 but only $42 million is estimated to be spent in the year.
Water for Life	• Water for Life was forecasted to be $50 million this year and that promise was met. A portion of the 2024 budget may be a rollover of unspent funding from 2023 as the province planned to spend $50 million in 2023 but only $14 million is estimated to be used.
Strategic Transportation Infrastructure Program (STIP)	• STIP funding was forecasted to be $25 million but the 2024 budget is increased to $44 million. A portion of the 2024 budget may be a rollover of unspent funding from 2023 as the province planned to spend $43 million in 2023 but only $32 million is estimated to be spent in the year.
Local Growth and Sustainability Grant	• A new and unexpected program that will fund infrastructure projects that support economic development and unique and emergent needs. Funding will be granted based on a competitive application process. Eligibility and project types will be announced later this year.

[4] Figures are based on the Government of Alberta's annual fiscal plan budget amounts for provincial capital funding programs for municipalities excluding programs delivered by the Government of Canada that flow through the Government of Alberta and excluding programs that are specific to only one or two municipalities. The graphed figures represent the budgeted figures for the Municipal Sustainability Initiative, Local Government Fiscal Framework Capital, Local Growth and Sustainability Grant, Water for Life, Municipal Water and Wastewater Partnership, Strategic Transportation Infrastructure Program, Alberta Community Resilience Program, GreenTRIP, and the First Nations Water Tie-In Program.

GreenTRIP	• The GreenTRIP program closed to applications in 2016. The last remaining funding of that program was expended in 2023-24.
First Nations Water Tie-In Program	• In 2023, the province budgeted to spend $28 million with no further spending in 2024 or 2025. After only $1 million was spent in 2023-24, the province has changed its plan with $8 million budgeted in 2024-25, $15 million in 2025-26 and $14 million in 2026-27.

Federal Capital Funding Delivered by the Government of Alberta

Canada Community-Building Fund (CCBF)	• CCBF only increases when the Government of Canada's two per cent indexation increases the funding pot by at least a $100 million increment. The funding increased in 2023, so the funding remains at $266 million this year. • The Alberta Government is currently negotiating a new CCBF agreement with the federal government. ABmunis recently sent a letter to the federal government in conjunction with RMA and the municipal associations from Saskatchewan and Manitoba calling on the federal government to double the fund and increase the indexation from 2% to 3.5%.
Clean Water Wastewater Fund (CWWF)	• ABmunis assumes that the budget of $1 million represents the remaining project dollars to be spent to close out the program.
Investing in Canada Infrastructure Fund (ICIP)	• Alberta's ICIP funding is fully allocated so the change in budget is driven by the timing of expenditures for the approved projects.
Edmonton and Calgary Light Rail Transit (LRT)	• The Edmonton and Calgary LRT was forecasted to be $1.176 billion this year but the 2024 budget came in at $849 million. • ABmunis assumes the change is due to the project status and timing of expenditures related to this multi-year funding agreement between Canada and Alberta.

Local Government Fiscal Framework Capital

Since the Local Government Fiscal Framework Capital program was announced in 2019, ABmunis' goal was to seek two changes to the program before it was launched this year. ABmunis was successful in getting the Government of Alberta to remove the 50 per cent cap on the revenue index factor calculation so that the funding pot will grow at the same rate as provincial revenues. This change was announced in 2023 and will help ensure that the funding pot keeps pace with inflation and community needs over the long term.

Our second priority was for the starting amount of LGFF Capital to be increased from the planned $722 million to $1.75 billion. The justification for that request was presented in a 2023 resolution that was overwhelmingly approved by our members. Unfortunately, the Government of Alberta has ignored this need in favour of other priorities and has proceeded with its plan to start LGFF Capital at only $722 million, which is well below the historical average of its predecessor program, the Municipal Sustainability Initiative.

	Municipalities have called for...	Delivered by the Government of Alberta
1	The starting amount of LGFF Capital in 2024 to be set at $1.75 billion.	✗
2	The removal of the 50 per cent cap on the growth of the LGFF funding pot.	✓

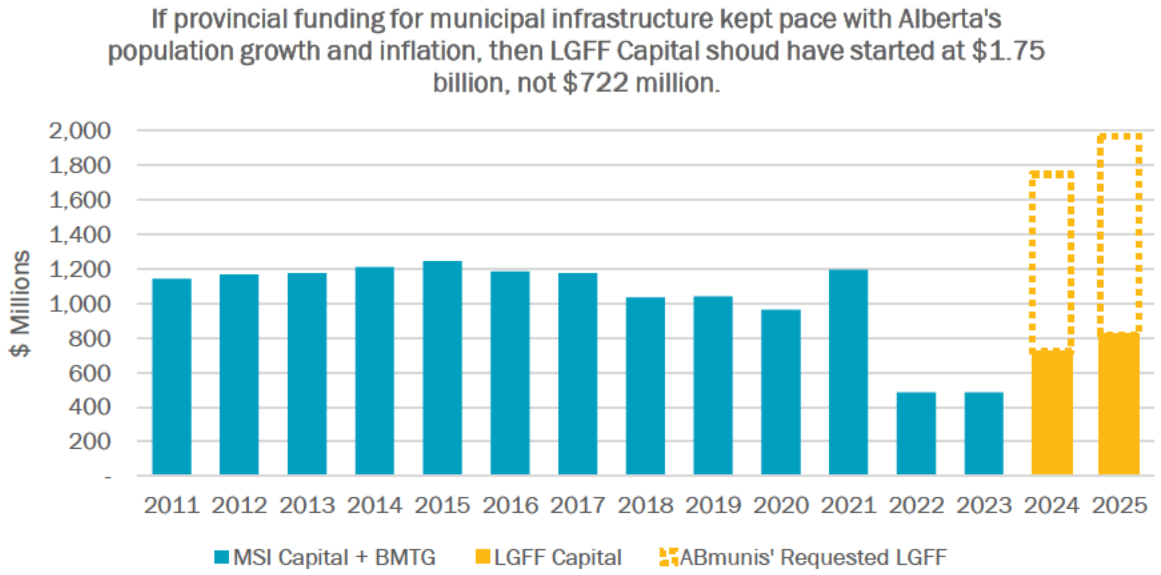

To be clear, ABmunis is supportive of the new LGFF Capital program as we played a key role in the design of the program. However, the starting amount of the funding pot has been a major concern for municipalities since the *Local Government Fiscal Framework Act* was first introduced in 2019.

Despite ABmunis' significant disappointment that LGFF Capital was not increased, ABmunis plans to conduct additional research and engage provincial leaders to explore the projected long-term outcomes to Alberta's communities if provincial support for community infrastructure is not increased.

Annual Changes in the Funding Pot
The forecasted increase in 2025-26 is based on LGFF's design where the funding pot will increase or decrease annually based on changes in the Government of Alberta's actual revenues from three years prior. Therefore, the increase in the 2025 LGFF Capital will be calculated based on the change in the Government of Alberta's revenue from 2021-22 to the 2022-23 fiscal year. The 2026 amount for LGFF Capital will be confirmed by this fall once the province closes its books for the 2023-24 fiscal year.

Transition Funding
Budget 2024 includes a one-time allocation of $2.2 million under LGFF Capital that will be split among nine municipalities. This meets a promise made in Budget 2023 where municipalities will receive a one-time top-up if their 2024 LGFF Capital allocation is less than their 2023 MSI Capital allocation due to the change in the allocation formula.

$ millions	2020-21 Budget	2021-22 Budget	2022-23 Budget	2023-24 Budget	**2024-25 Budget**	2025-26 Forecast	2026-27 Forecast
Capital Component							
MSI Capital (incl. BMTG)	963	1,196	485	485	**-**	-	-
LGFF Capital	-	-	-	-	**722**	820	808
LGFF Capital transition funding[5]	-	-	-	-	**2**	-	-
Total	963	1,196	485	485	**724**	820	808
Year-over-year change		233	(711)	-	**239**	96	(12)

[5] In Budget 2023, the Government of Alberta committed to provide one-time transition funding to municipalities that would receive less funding under their 2024 LGFF Capital allocation compared to their 2023 MSI Capital allocation. The result is nine municipalities will receive a portion of a one-time allocation $2.2 million in transition funding.

Core Operating Funding for Municipal Governments

$ millions	2022-23 Budget	2023-24 Budget	**2024-25 Budget**	% Change	Note
Alberta Community Partnership	15.4	15.4	**15.4**	-	
Emergency Management Preparedness Program	0.2	0.2	**0.2**	-	
Family and Community Support Services	100.0	105.0	**105.0**	-	1
Fire Services Training Program	-	0.5	**0.5**	-	
Grants in Place of Taxes	30.0	36.0	**38.1**	5.8%	2
Local Government Fiscal Framework Operating	-	-	**60.0**	New	3
Municipal Sustainability Initiative – Operating	30.0	60.0	**-**	-100.0%	3
Policing Support Grant (formerly MPAG and POG)	89.2	98.8	**98.8**	-	4
	264.8	300.3	**302.4**		

Notes on Core Operating Funding for Municipalities

1. In 2023, the province reported Family and Community Support Services (FCSS) funding at $115 million, but that included a new $10 million allocation for Food Banks. The actual amount municipalities received for FCSS programs in 2023 was $105 million and that amount is unchanged for 2024.
2. The Grants in Place of Taxes (GIPOT) funding increased from $36 million to $38.1 million in 2024-25, which is due to rising property values plus new provincial properties. Despite the increase, GIPOT is still well below past funding levels of $60 million before the budget was cut in 2019-20. ABmunis continues to advocate that the province should cover the full cost of municipal services to provincial properties just like any other property owner.
3. In 2023, the budget for MSI Operating was doubled from $30 million to $60 million. In 2024, MSI Operating is replaced by the new Local Government Fiscal Framework (LGFF) Operating program at the same $60 million budget. Each municipality's 2024 LGFF Operating allocation will match their 2023 MSI Operating allocation and Alberta Municipal Affairs plans to develop a new allocation formula for LGFF Operating for implementation in 2025.
4. This funding is for any municipality with a population over 5,000 that provides their own police service and were eligible for the former Municipal Policing Assistance Grant and Police Officer Grant.

Notable Funding to Community Entities

$ millions	2022-23 Budget	2023-24 Budget	**2024-25 Budget**	% Change
Agricultural Service Boards	8.9	11.9	**11.9**	-
Agricultural Societies and Exhibition Grants	11.5	11.5	**11.5**	-
Agricultural Societies Infrastructure Revitalization	-	2.5	**2.5**	-
Community Facility Enhancement Program	38.5	50.0	**50.0**	-
Community Recreation Centre Infrastructure Program[6]	-	-	**10.0**	New
Library Services – Operating	37.0	39.7	**39.9**	0.5%
Legal Aid	94.3	134.6	**110.0**	-18.3%
Regional Economic Development Alliances	0.5	1.1	**1.1**	-
	190.7	251.3	**226.9**	

[6] ABmunis will seek to find out if this new program will be eligible for municipal governments to apply.

Provincial Education Property Tax

Over the last decade, the Government of Alberta has frequently changed its approach to how it determines the amount of provincial education property taxes to be collected from Alberta's property owners.

- 2015-16 – Set at 32 per cent of Alberta Education's budgeted operating expense.
- 2016-17 – Set at 32 per cent of Alberta Education's budgeted operating expense.
- 2017-18 – Maintained the 2016-17 mill rates resulting in a 1.3 per cent increase in the tax revenue amount.
- 2018-19 – Frozen at the 2016-17 tax revenue amount.
- 2019-20 – Maintained the 2018-19 mill rates resulting in a 0.5 per cent increase in the tax revenue amount.
- 2020-21 – Planned to link to changes in population plus inflation but abandoned due to the pandemic.
- 2021-22 – Frozen at the 2020-21 tax revenue amount.
- 2022-23 – Linked to percentage change in Alberta Education's budgeted operating expense.
- 2023-24 – Frozen at the 2022-23 tax revenue amount.
- 2024-25 – Maintained the 2023-24 mill rates resulting in a 9.2 per cent increase in the tax revenue amount.

In Budget 2023, the Government of Alberta communicated its plan to link provincial education property taxes to changes in Alberta's population plus inflation beginning in 2024. Recognizing the public's limited understanding of the difference between provincial education property taxes and municipal property taxes and affordability challenges, ABmunis once again suggested to provincial ministers that the provincial education property tax amount should be maintained at $2.5 billion.

Instead, the province has opted to maintain the provincial education property tax rates from the 2023-24 year and because of the growth in property assessment in Alberta's communities over the last year, the province will collect an additional $229 million from Albertans through property tax bills. The total amount will increase from $2.5 billion in 2023-24 to $2.73 billion in 2024-25, representing a significant 9.2% increase in provincial education property taxes.

Once again, municipal governments will be responsible to collect this tax on behalf of the Government of Alberta and as a result, will wear much of the political blame for this tax increase despite municipal councils having no control over the decision.

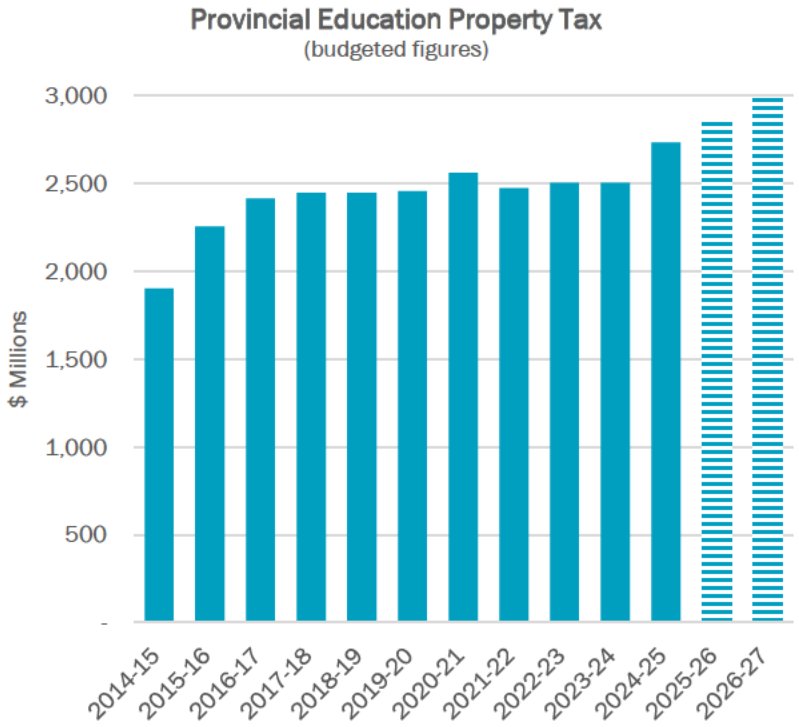

$ millions	2022-23 Budget	2023-24 Budget	**2024-25 Budget**	2025-26 Forecast	2026-27 Forecast
Provincial education property tax	2,504	2,504	**2,733**	2,856	2,979
Year-over-year change (%)	1.0%	0.0%	**9.2%**	4.5%	4.3%

ABmunis is disappointed that the Government of Alberta will collect an additional $229 million in provincial property taxes from municipalities while delivering no increase in LGFF Capital funding in return.

GOOD TO KNOW

AN OVERVIEW OF ALBERTA'S 2024 FISCAL PLAN

An Overview of the 2024 Fiscal Plan

The Government of Alberta is projecting a $367 million surplus in 2024-25. This follows three years of multi-billion surpluses including $11.6 billion in 2022-23 and a forecasted $5.2 billion surplus in 2023-24. The sizeable surpluses can be attributed to substantial non-renewable resource revenues, driven by geopolitical tensions and unexpectedly high oil and gas commodity prices.

Unlike many Canadian provinces, Alberta earns substantial revenues from its natural resources. While there are diverse revenue streams that typically provide consistent volumes of income, non-renewable resource revenue can contribute anywhere from 10 per cent to upwards of 30 per cent of the Government of Alberta's annual revenues. As Alberta's population continues to grow, so will the demand for infrastructure and government services (both municipal and provincial). Alberta's dependence on resource revenue raises questions regarding Alberta's long-term financial sustainability. Moreover, Albertans will likely face questions in the future regarding the levels of service they expect versus the amount of provincial and property taxes required to sustain them.

The graph below shows the trend of non-renewable resource revenues in comparison to the Government of Alberta's year-end operational surplus or deficit. The trend indicates a direct correlation between the provincial government's financial position and the volume of non-renewable resource revenue earned year-to-year.

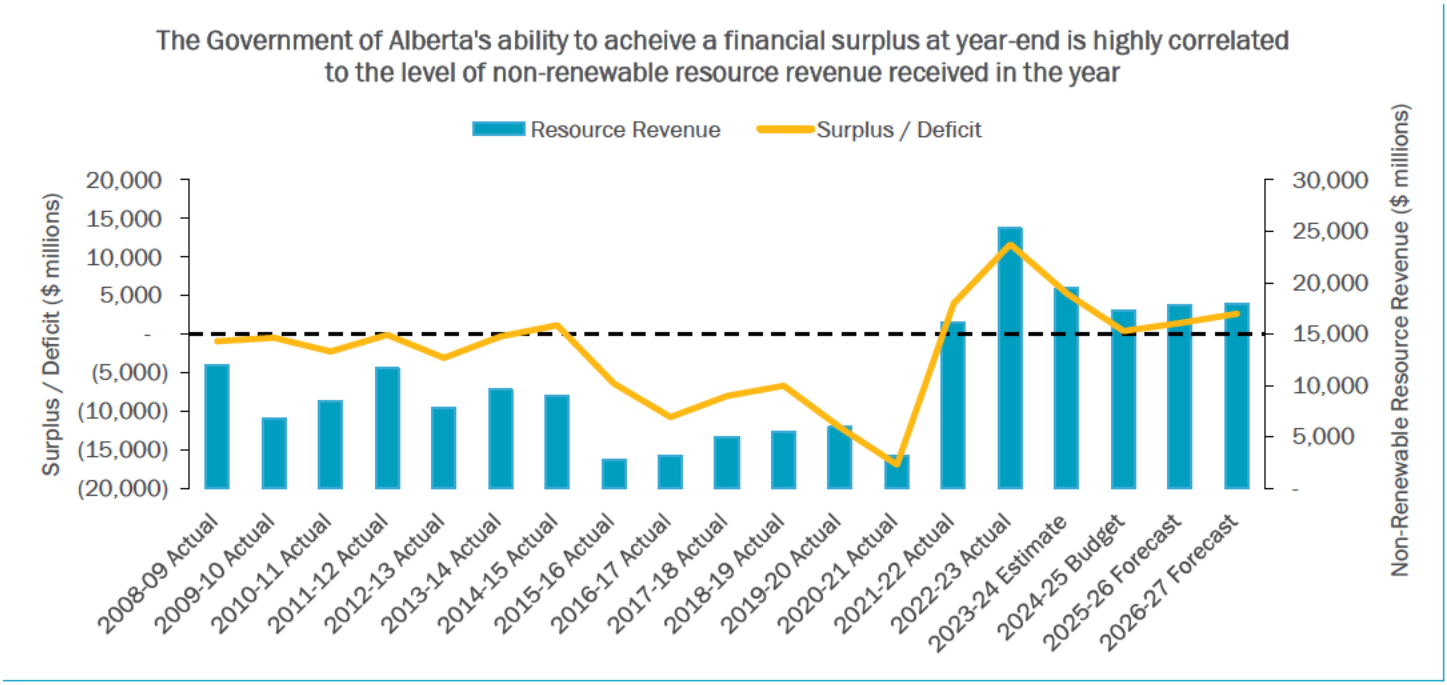

Source: Government of Alberta's 2024-27 Fiscal Plan, Schedule 26: Historical Fiscal Summary, page 165.

The Plan for Alberta Revenues Needs to Include Municipal Governments

ABmunis provides this context as the Government of Alberta has announced a plan to make significant investments in the Heritage Fund to achieve a vision of building intergenerational wealth. Based on the Government of Alberta's plans to maintain its offer as a low tax province, the success of its plan will depend on the rate of non-renewable resource revenues and cautious choices in public spending.

Municipal councils are highly aware of how provincial choices in spending can impact municipal government budgets based on the hundreds of millions of dollars of costs that the provincial government downloaded onto municipal governments between 2017 and 2022. For this reason, ABmunis will be advocating for the Government of Alberta to engage municipalities in frank discussions about the plan for future revenue generation in Alberta and how that will impact municipal budgets and property taxes.

Statement of Operations

$ millions	2022-23 Actual	2023-24 Estimate	**2024-25 Budget**	2025-26 Forecast	2026-27 Forecast
Revenue					
Personal income tax	13,925	15,239	**15,604**	16,514	17,512
Corporate income tax	8,167	7,204	**7,028**	7,052	7,320
Other tax revenue	4,432	4,470	**6,013**	6,329	6,535
Resource revenue	25,242	19,416	**17,315**	17,839	17,939
Investment income	1,326	4,467	**3,267**	3,433	3,672
Premiums, fees, and licenses	4,657	5,300	**5,384**	5,551	5,752
Other own-source revenues	7,008	6,876	**6,287**	6,172	6,441
Federal transfers	11,363	12,656	**12,640**	13,161	13,644
Total revenue	76,120	75,628	**73,537**	76,051	78,816
Expenditures					
Health	25,486	26,676	**28,732**	29,363	30,250
Basic/Advanced education	15,220	16,005	**16,957**	17,338	17,538
Social services	7,222	8,236	**8,121**	8,424	8,591
Other program expenses	13,743	16,699	**16,359**	16,741	17,001
Total program expense	61,671	67,616	**70,169**	71,866	73,380
Debt servicing costs	2,829	3,136	**3,365**	3,121	3,174
Pension provisions	(21)	(358)	**(364)**	(373)	(378)
Total expense	64,479	70,394	**73,170**	74,614	76,176
Surplus / (Deficit)	11,641	5,234	**367**	1,437	2,640

Source: Alberta's 2024-27 Fiscal Plan, Schedule 26: Historical Fiscal Summary, page 165.

Revenues

Total revenues are estimated to be $73.5 billion in 2024-25, a 4.1 per cent increase over the 2023 budget. In 2024-25, 24 per cent of total government revenue is forecast to come from non-renewable resource revenues. After 2024-25, revenue sources will remain either stable or increase nominally, apart from personal income tax revenue, which will increase 6 per cent year-over-year.

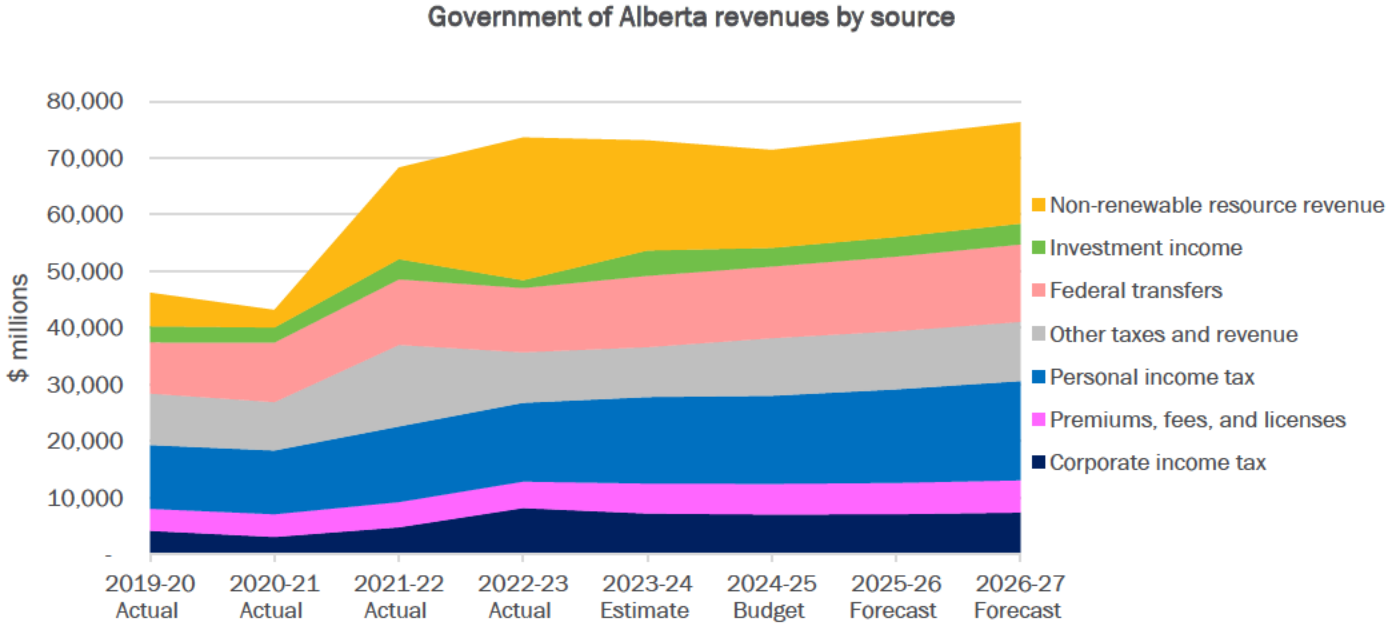

The Government of Alberta is projecting a reduction in nearly all its taxable revenue sources in 2024-25, with the exception of personal income tax, which will increase by 2 per cent. Other tax revenue will increase by 20 per cent, and premiums, fees and licenses by 2 per cent. The increase for other tax revenue is primarily driven by the fuel tax, which was paused for the first three quarters of 2023-24 but is budgeted to be in full effect throughout 2024-25 and onward. The Government of Alberta looks to be progressively shifting its revenue generation focus away from non-renewable resource revenue and towards personal income tax to take advantage of continued population growth while limiting volatility in government revenues. In 2024-25, an estimated 54.5 per cent of all tax revenue is from personal income taxes. Alberta is projected to reach a population of 5 million by 2026, an increase of more than half a million Albertans from 2022.

Expenditures

Total expenditures are estimated to increase by $4.9 billion, a 7 per cent increase over the 2023-24 budget. The Government of Alberta is projecting to spend more on:

- healthcare (4%),
- K-12 education (4%),
- post-secondary education (3%),
- operating expenses (4%),
- capital grants (46%), and
- debt servicing costs (7%).

Notably, it plans to spend 2 per cent less on social services ministries. The increase in capital grants can be attributed to programs to build affordable housing, the transition to the LGFF Capital program, and reprofiling of capital projects.

Taxpayer Supported Debt and Debt Servicing Costs

Debt servicing costs increased by $229 million in 2024-25 to $3.4 billion, which is the result of the high interest rates maintained by the Bank of Canada and pre-borrowing in 2024-25 to prepare for maturing debt.

Total taxpayer supported debt is estimated to be $76.1 billion at the end of 2023-24, and $78.4 billion at the end of 2024-25. Debt servicing costs on taxpayer supported debt is budgeted to increase by $300 million from 2023-24, to $2.6 billion in 2024-25. As the provincial government is required to be in a surplus cash position to reduce its taxpayer support debt, it is not expected to reduce this debt over the next three years.

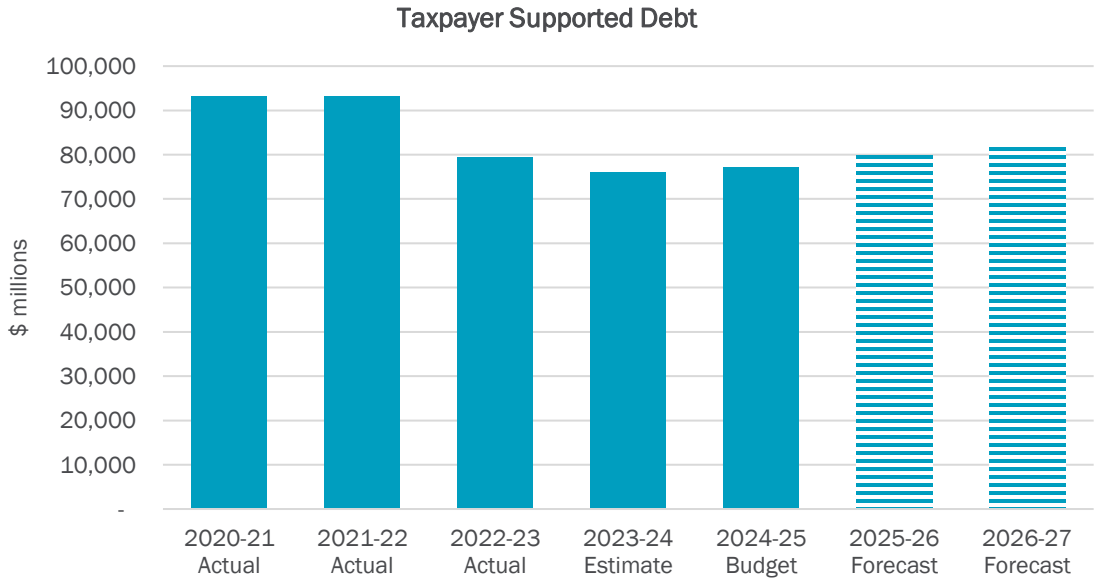

Contingency for Disasters

It is also worth noting that the budgeted continency has increased by 33 per cent to $2 billion. This is due to the $2.9 billion spent in 2023 on disaster and emergency response for drought, wildfires, and floods and the need to be prepared for the possible disasters this year.

Key Energy and Economic Assumptions

$ millions	2023-24 Estimate	**2024-25 Forecast**	2025-26 Forecast	2026-27 Forecast
Crude Oil Prices				
WTI (US$/bbl)	76.50	**74.00**	74.00	74.00
Light-Heavy Differential (US$/bbl)	17.30	**16.00**	14.90	13.60
WCS @ Hardisty (Cdn$/bbl)	80.20	**76.80**	75.60	75.80
Natural Gas Price				
Alberta Reference Price (Cdn$/GJ)	2.20	**2.90**	3.70	3.80
Production				
Conventional Crude Oil (000s barrels/day)	500	**507**	508	505
Raw Bitumen (000s barrels/day)	3,324	**3,429**	3,539	3,650
Interest Rates				
10-year Canada Bonds (%)	3.50	**3.70**	3.60	3.40
Exchange Rate (US¢/Cdn$)				

Source: Alberta's 2024-27 Fiscal Plan, Energy and Economic Assumptions, page 10.

Ministry Highlights

Advanced Education

The Ministry's budget will increase by $500 million from 2023-24 to $7 billion in 2024-25. This includes $2.5 billion in direct operating support to Alberta post-secondary institutions. The provincial government expects post-secondary institutions to finance a reasonable share of their operations from non-government sources, including tuition, fees and private support. In 2022-23, own-source revenue of Alberta's post-secondary institutions averaged 53 per cent of operating expenses. By 2026-27 this share is projected to increase to 58 per cent, reducing the share funded by government to 42 per cent.

The 2024 budget also allocates $62.4 million over three years to create two Rural Health Professional Training Centres and expand physician education, to address critical shortages of medical professionals, particularly in rural areas. The training centres will support local educational and clinical rotations, with the goal of retaining medical professionals in the rural areas where they train.

Affordability and Utilities

The Ministry of Affordability and Utilities is charged with making life more affordable for Albertans. The Ministry delivers the Natural Gas Rebate Program to provide natural gas price stability. The Ministry's budget has decreased from $139 million in 2023 to $92 million mostly due to significant reductions in utility rebate grants. Affordability

and Utilities is also currently reviewing the regulated rate option and other regulatory issues impacting utilities to increase affordability. This aligns with ABmunis' resolutions on the disparity in transmission and distribution rates.

Agriculture and Irrigation

The agricultural sector faced challenges in 2023. Crop exports declined due to lower yields from the drought. The drought also led to reduced livestock numbers. Increased funding to the Ministry of Agriculture and Irrigation aims to support growth, diversification, and sustainability.

The Ministry has an operating budget of $870 million for 2024-25, an increase of $77 million or 9.7 per cent. Investments in irrigation and agri-processing are priorities in the ministry's business plan. Several municipalities are supplied with water via irrigation canals and infrastructure.

The budget includes $9 million for water management and $400 million over three years for water management infrastructure, irrigation projects and rehabilitation.

The Capital Plan invests $147 million in the Water Management Infrastructure Program to repair and upgrade water infrastructure such as water canals, dams, spillways, and reservoirs. The Capital Plan also includes $5 million for planning studies to assess the feasibility of developing new water reservoirs in Alberta. $54 million is budgeted for the Agriculture Sector Strategy – Irrigation Projects, $19 million for the Irrigation Rehabilitation Program, $9 million for Southern Alberta Irrigation Projects, $1 million for a water management feasibility study, and $47 million for water management infrastructure.

The new Alberta Agri-Processing Investment Tax Credit provides a 12 per cent tax credit (up to $175 million per project) for projects of at least $10 million to build or expand agri-processing facilities in Alberta.

Arts, Culture and Status of Women

The Ministry's overall budget decreased from $278.6 million in 2023-24 to $262.5 million for 2024-25. Non-profit organizations have access to $75.8 million through community grant programs. $5.4 million has been made available to the Alberta Made Screen Industries Program to eligible Alberta-made film productions. The Ministry will also develop a 10-year strategic plan to end gender-based violence and support survivors and is allocating $47 million over the next 3 years towards this objective.

Children and Family Services

The budget for Children and Family Services is expected to decrease from $1.6 billion in 2023-24 to $1.5 billion in 2024-25 (6.3 per cent decrease). This decrease results primarily from the transfer of childcare to the Ministry of Jobs, Economy and Trade as well as the expiry of the 2023 Affordability Payments Program, which allocated a one-time payment of $600 over six months to seniors, families with children, and Albertans on core supports. Funding for the Alberta Child and Family Benefit will increase from $324 million in 2023-24 to $355 million in 2024-25 (9.6% increase) and funding for early child and youth intervention services will increase from $149 million in 2023-24 to $153 million in 2024-25 (2.7% increase).

Other Children and Family Services budget highlights include:

- In 2024-25, $981.3 million will support youth with child intervention involvement, transition to adulthood, mentoring supports, and the Advancing Futures Bursary program.
- In 2024-25, $66.7 million is allocated to support prevention and early intervention services through the Family Resource Networks.
- In 2024-25, $84.6 million is allocated to support a continuum of programming through funded community-based organizations that provide family violence and sexual violence supports.
- An additional $22 million over the next three years to support foster caregivers by indexing foster care rates to the Consumer Price Index (CPI).

Education

The Ministry of Education's budget for 2024-25 is $9.3 billion, an increase of $393 million from the 2023 budget. It is projected to grow to $9.6 billion by 2026-27.

A significant portion of this budget, $1.9 billion, is dedicated to the design and construction of new schools and the modernization of existing ones. This investment covers 98 projects at various stages of development across the province. Out of this, $681 million is earmarked for 43 new priority projects, which are expected to create 35,000 additional spaces for students.

$842 million has been allocated to Alberta's school boards to recruit over 3,000 teachers and educational staff members within the next three years, highlighting the ministry's commitment to enhancing educational infrastructure and workforce to meet the growing needs of students.

Energy and Minerals

The Ministry of Energy and Minerals is responsible for ensuring Albertans benefit from the province's natural resources. In 2024, expected royalties from crude oil and bitumen are down slightly from $3.1 billion to $2.7 billion and $14.3 billion to $12.5 billion respectively.

In 2024 the ministry intends to position Alberta as an integral partner in the global energy market, supporting the regulatory environment for products such as hydrogen, lithium, geothermal and small modular reactor technology.

The Alberta Energy Regulator will provide the Orphan Well Association with $135 million to support the cleanup of sites with no viable owner. This is the same amount in last year's budget.

Environment and Protected Areas

The Ministry of Environment and Protected Areas' mandate is to conserve our landscape and biodiversity to ensure a sustainable future. The Ministry's budget of $512 million is an increase over 2023-24's forecasted budget for 2024-25.

ABmunis is actively working to support 2024 drought preparations and the budget reflects this priority. The Renewed Flood and Drought Mitigation Grant Program has $125 million over five years to support municipalities to prepare for extreme weather. The Ministry has budgeted $19 million over three years for the Strategy to Increase Water Availability. This strategy aims to improve water storage infrastructure, improve the water license application process, improve data collection and support water conservation, efficiency and productivity initiatives. $3.5 million is budgeted for Watershed Resiliency and Restoration.

Funding for caribou habitat recovery at $27 million continues similar to 2023 funding ($35.9 million) for this priority issue. $31.7 million over three years for the Designated Industrial Zone Pilot Project to establish a best-in-class regulatory framework. This Industrial Zone, northeast of Edmonton, borders the City of Edmonton and Ft. Saskatchewan, and the Counties of Lamont, Strathcona and Sturgeon.

ABmunis appreciates the ongoing partnership with the Government of Alberta through the Municipal Climate Change Action Centre (MCCAC).

Executive Council

Executive Council's budget will increase by 4 per cent in 2024-25 to $56 million. Notable objectives include building and maintaining strong relationships with priority international partners, leading the planning of official visits by foreign dignitaries to develop new markets in Alberta and collaborating with jurisdictions to reduce red tape and barriers to internal trade. This includes reviewing Alberta's exceptions under its trade agreements to reduce red tape and working with other governments to reconcile existing regulatory measures that act as a barrier to trade.

Forestry and Parks

The Ministry of Forestry and Parks manages public lands in Alberta. The Ministry's budget has increased by $52 million or 17.4 per cent to $351 million. Most of the increase is directed towards preparing for wildfires.

Health

The province announced a refocusing of Alberta's health care system to improve health outcomes for Albertans and empower health care workers to deliver quality care across the province. The costs associated with this reorganization are not clear from the budget documents; however, the total operating budget for Health will increase from $27.0 billion in 2023-24 to $28.4 billion in 2024-25 (5.2% increase). This increase will be partially offset by an additional $997 million from the federal government in the recently augmented Canada Health Transfer.

The 2024-25 budget allocates $475 million for primary care, including $200 million for access to family physicians and $15 million to support the new compensation model for nurse practitioners. A further $300 million is allocated for primary care networks. A total of $730 million will be allocated to emergency medical services (EMS) to increase system capacity and implement the Alberta EMS Provincial Advisory Committee and Alberta EMS Dispatch Review recommendations.

Other Health budget highlights include:

- $140 million per year over three years under the yet-to-be-signed Aging with Dignity federal-provincial agreement. These funds will be allocated to support caregivers and health workers, as well as expand access to palliative and end of life care at home or in hospice.
- $1 billion over three years to transform the continuing care system in response to the Facility-Based Continuing Care Review.
- $126 million over three years for the Rural Physician Expansion Program.
- $6.6 billion in 2024-25, increasing to $6.9 billion by 2026-27, for physician compensation and development. This includes $129 million annually for recruitment and retention of physicians who practice full-time in underserved areas, a $12 million increase for the existing Rural Remote Northern Program, and $12 million annually for physician support programs.
- $129 million annually for recruitment and retention of physicians who practice full-time in underserved areas.
- $35 million in capital funding over the next three years to purchase new emergency medical services vehicles and ambulances, upgrade the existing fleet and acquire additional equipment.

Immigration and Multiculturalism

$25.3 million in funding over three fiscal years is devoted to the Alberta Advantage Immigration Program to attract newcomers to support economic growth and the province's labour market needs. $13.5 million in funding over three fiscal years is provided for grants to ethnocultural communities and organizations to provide supports and services to help address racism and build diverse and inclusive multicultural communities throughout the province.

Overall, funding for newcomer supports and multiculturalism increases to an estimated $41.8 million in 2024-25 from a forecast of $32.5 million in 2023-24.

Indigenous Relations

The Alberta Indigenous Opportunities Corporation (AIOC) is a provincial corporation that enables access to capital funding for Alberta-based Indigenous groups investing in medium to large-scale natural resource, agriculture, transportation, and other related infrastructure. AIOC had an increase in funding from $8.5 million to $9.1 million. The total budget for Indigenous Relations in 2024-25 is $220 million, a decrease of almost $10 million from 2023-24's fiscal plan.

Infrastructure

Responsible for provincial infrastructure projects, the Ministry of Infrastructure anticipates delivering nearly $1.5 billion in capital projects in 2024-25. In addition to constructing government infrastructure, the Ministry is also aiming to optimize the value of infrastructure through efficient operations and disposal of assets no longer required by the province. ABmunis has been advocating for our members to have better coordination with Alberta Infrastructure to realize efficiencies and better coordination on municipal capital projects.

Jobs, Economy and Trade

The newly constituted ministry takes on expanded responsibility in Budget 2024-25 with the addition of the childcare file. Budget 2024-25 provides $1.1 billion for childcare affordability and access and $304 million for childcare quality and worker supports. The Government of Alberta has committed to supporting the creation of up to 68,700 additional spaces in childcare programs by 2026.

In Budget 2024-25, $105 million is allocated for the Film and Television Tax Credit program.

Budget 2024-25 contains $125,000 in funding for each of the nine Regional Economic Development Associations (REDAs), however the Minister has indicated that the province will transition away from providing operational funding to REDAs by 2027.

The Ministry maintains responsibility for targeted labour attraction and retention strategies, including the 'Alberta is Calling' campaign and a new $5,000 refundable tax credit attraction bonus to recruit skilled labour to the province.

Justice

Justice's operating expense for 2024-25 is budgeted at $681 million, an increase of $15 million or 2.3 per cent from the 2023-24 forecast. Operating expenses for Court and Justice Services is $282 million, an increase of $16 million from 2023-24 to help address growth in the volume of court cases and backlogs in the justice system. Similarly, funding for the Alberta Crown Prosecution Services has increased from $129 million in 2023-24 to $139 million in 2024-25 (7.8% increase). Other Justice budget highlights include:

- $12 million in 2024-25 for enhanced online services, digital platforms and video conferencing that will better meet the needs of citizens, court users and the judiciary.
- $3.3 million in 2024-25 to fund the direct delivery of restorative justice programs and youth justice committees.
- $4 million in 2024-25 for Alberta's seven drug treatment courts.

Mental Health and Addiction

As part of the health care refocusing, over the next two years, Mental Health and Addiction will establish a service delivery organization that will manage over 500 contracts for providing mental health and addiction programs and services previously managed by Alberta Health Services. A total of $1.13 billion is allocated to support this service delivery through the new organization.

Mental Health and Addiction's operating expense will increase from $230 million in 2023-24 to $306 million in 2024-25 (33% increase). The increase includes $27 million for expanded mental health and addiction programs, partially funded by revenue from the new federal-provincial agreement that allocates $287 million over four years for new mental health and addiction facilities, and targeted supports for children and youth, adults, and Indigenous communities.

Other Mental Health and Addiction budget highlights include:

- $5 million in 2024-25 to establish a centre of recovery excellence to evaluate and research recovery-oriented care and inform the future delivery of mental health and addiction services.
- $183.3 million in 2024-25 to deliver community-based mental health and addiction programs and services focused

Municipal Affairs

The Ministry of Municipal Affairs 2024-25 budget has been set at $1.04 billion, marking a $30 million increase from 2023-24. $724.2 million has been allocated to LGFF Capital with an additional $266.2 million earmarked for the federal Canada Community-Building Fund. The budget includes $20 million for a new Local Growth and Sustainability Grant, aimed at assisting municipalities in handling growth pressures, strengthening local economies, and addressing urgent infrastructure and community resilience needs. $60 million has been designated for the LGFF Operating program to aid in the delivery of municipal services.

In addition to these allocations, the 2024-25 budget has maintained Alberta Community Partnership grant funding at $15.4 million, which seeks to foster intermunicipal collaboration and capacity building. Another $39.9 million has been budgeted for public library operating grants, reinforcing the commitment to community learning and access to information.

The Ministry is also focused on enhancing regulatory frameworks and protections for Alberta residents, Including working with the Safety Codes Council. In response to a review of new home buyer protections, there is a push to improve homeowners' ability to navigate the home warranty system. This includes clarifying program terms, streamlining claims resolution, reducing bureaucratic hurdles, and elevating the construction quality of new homes.

Public Safety and Emergency Services

Public Safety and Emergency Services' operating expense has increased from $1.23 billion in 2023-24 to $1.25 billion in 2024-25 (1.8% increase).

Funding through the Police Support Grant, which replaced the former Municipal Policing Assistance and Police Officer Grants in 2023, remains the same as in 2024-25. Any municipality with a population over 5,000 that provides their own police service and was eligible for the previous two grants remains eligible for the Police Support Grant. Municipalities do not need to apply for this funding but do need to report on how the grant funds were spent.

In 2024-25, $12 million is allocated to the Victims of Crime Assistance Program to facilitate direct and timely supports and services to victims, including emergency expenses and recovery. An additional $22 million is allocated to external partner organizations to provide supports and services to victims of crime and tragedy, including implementing the new regional model for police-based victim services.

Other Public Safety and Emergency Services budget highlights include:

- $10 million in 2024-25 to support 100 police officers deployed to high-crime areas in Calgary and Edmonton through the Safe Streets Action Plan.
- $8.2 million in 2024-25 to combat human trafficking, including the establishment of the Alberta Office to Combat Trafficking in Persons.
- $3 million in in 2024-25 for municipalities and Indigenous communities seeking to explore alternative policing models.
- $85 million in 2024-25 for the Prevention of Family and Sexual Violence program, an increase of $5 million from the 2023-24 budget, to support victims and women at risk of assault.
- The Alberta Emergency Management Agency (AEMA) base budget will increase by $3 million in 2024-25.

Seniors, Community and Social Services

The Ministry's operating expense will increase by 3 per cent to $151 million in 2024-25. $2.7 billion, which includes indexing for inflation, is allocated to Assured Income for the Severely Handicapped, Income Support, and seniors' benefits in 2023-24.

Alberta currently provides housing support services to over 58,600 households through affordable housing, rental supplements, and other programs. Operating support for the Seniors Lodge, Social Housing, and Specialized

Housing and Rental Assistance programs is being increased by $38 million in 2024-25, and $61 million over 2024-25 to 2026-27. These increases will support housing providers to address cost pressures and enable the expansion of affordable housing programs to support an additional 550 Alberta households in need.

The capital plan for Seniors, Community and Social Services allocates $717 million in capital grants over the next three years. This includes $254 million in new funding to build approximately 3,300 new affordable housing units, as well as to complete 1,800 units already under development.

Other Seniors, Community and Social Services budget highlights include:

- $5 million in 2024-25 for community organizations that support food security for Albertans in need.
- $105 million in 2024-25 for Family and Community Support Services to municipalities and Metis Settlements to develop and deliver preventative social services programming.
- $108.1 million in 2024-25 for homeless shelters to provide safe temporary accommodations and basic needs services, and $101.5 million to provide safe housing and supports to those experiencing homelessness.
- $198.4 million in 2024-25 to build, renew and maintain affordable housing in Alberta, including $62.1 million for the Affordable Housing Partnership Program and $70.0 million for seniors housing development and renewal.

Service Alberta and Red Tape Reduction

In Budget 2024-25 $60.7 million is allocated to maintain and modernize Land Titles services, Motor Vehicles and other registry systems and $16.6 million is allocated to Senior's Discount for personal registry services and driver's medical exams to support Alberta seniors with affordability.

There is no reference in the ministry business plan to potential changes to the charitable gaming model or distribution of lottery funds.

Technology and Innovation

The Ministry of Technology and Innovation is responsible for implementing the Alberta Broadband Strategy and investing in broadband internet. Announced in 2021, Alberta has committed to invest $390 million by the end of fiscal year 2026-27. With matching federal funds, the amount invested will total $780 million for broadband projects in Alberta. The ministry has forecasted that $98.3 million of this funding will be allocated in 2024-25. ABmunis is hopeful that this funding will see more broadband projects completed in 2024.

Tourism and Sport

Budget 2024-25 provides the department of Tourism and Sport with $135.7 million in operating funding, including an increase of $7.6 million to Travel Alberta to support a new Tourism Strategy. The Tourism Strategy will focus on:

- increased air access for visitors;
- recovery of air routes lost in previous years;
- developing new routes;
- developing year-round experiences in areas outside legacy destinations such as Banff/Lake Louise, Canmore, Jasper, Edmonton, Calgary, and;
- establishing niche tourism destinations in rural areas of the province.

The Government of Alberta has created a new $10 million Community Recreation Centre Infrastructure Program. ABmunis awaits to learn if municipalities will be eligible applicants.

Transportation and Economic Corridors

The Ministry of Transportation and Economic Corridors delivers significant grant funding and transportation projects that impact municipalities. In 2024 the ministry will allocate $708 million for provincial highway projects, new construction and ring roads. Page 115 of the fiscal plan has a breakdown of projects to be funded in 2024. The Municipal Water Wastewater Program will be $66 million in 2024. A portion of the 2024 budget may be unspent funds from 2023 as the province planned to spend $86 million in 2023 but only $42 million is estimated to be spent by the 2023-24 fiscal year end.

Treasury Board and Finance

Treasury Board and Finance is responsible for budget planning, financial management, administering tax and revenue programs and economic analysis for the Government of Alberta. Of particular interest for municipalities is the ministry's role in providing loans to municipalities for capital projects. ABmunis has been advocating for a return to the model where municipalities could access capital loans at the same low rates the Government of Alberta could access in the market. Budget 2024-25 offers no response to our resolution on loan rates but ABmunis will continue to raise this issue and the opportunity to lower costs for community infrastructure.

Alberta Municipalities
Strength In Members

Connect

300, 8616 51 Avenue
Edmonton, AB T6E 6E6
780.433.4431 ■ 310.MUNI

abmunis.ca

The Village of Spring Lake Website Stats (For Referance)

Mouth	Facebook Followers 2023	Facebook Followers 2024	Facebook Reach 2023	Facebook Reach 2024	Instagram Followers 2023	Instagram Followers 2024	Instagram Reach 2023	Instagram Reach 2024	Total Unique Web Page Views 2023	Total Unique Web Page Views 2024	Total Web Page Views 2023	Total Web Page Views 2024
January	594	594	1300	664	60	81	60	64	5,861	7,116	21,759	25,977
Febuary	512	593	1600	571	55	81	51	90	3,715	4,761	17,471	14,104
March	512		699		81		41		5,224		20,720	
April	525		3,299		41		72		5,156		19,143	
May	537		2,726		53		49		5,738		20,720	
June	538		1,698		53		53		7,097		24,070	
July	552		1,835		60		44		5,807		22,703	
Augest	557		2,437		62		58		5,650		24,159	
September	574		4,891 (Spiked Sept 15th)		65		73		7,569		23,840	
October	575		773 (Down 83%)		59		59		8,811		26,426	
November	576		804		69		67		8,592		24,505	
December	589		2,807		78		76		8,159		24,480	
	Monthly Average - 558		Monthly Average - 2,363		Monthly Average - 60		Monthly Average - 61		Year Total - 77,379		Year Total - 269,385	

Definitions:

Followers - The # of peope that have opted-in to "Follow" your profile or Page.

Reach - The # of people who saw any contant from your page or about your page.

Unique Web Page Views - A person who has viewed the website at least once and is counted only once in the reporting time period

Village of Spring Lake

Event Planning Committee – March 2024

There was an event meeting on Feb 22.

The summer market and Garage Sale Treasure Hunt will be held on June 15 from 9-2pm. Save the date posters, etc will be posted at the beginning of March and emails to vendors will be sent out as well. So far, we will be holding the market at the small rink unless construction changes this.

Fall Festival is scheduled for September 14. More information will come later in the year.

Village of Spring Lake

CAO Report – March 2024

Capital Projects

The tender for the Waters Crescent project was released on February 27, 2024 with submission deadline on March 8th. Anticipated construction start date is June 1st.

2023 Year End

Administration has been working with the Auditor to complete the 2023 Year End Audit. The Auditor has been scheduled for the April Council Meeting to review the Audited Financial Statements for 2023.

Assessments

Administration has received several inquiries regarding assessments. The inquiries have been sent to our Auditor and they are working at contacting everyone. The Assessment Complaint due date is April 23, 2024.

Integrated Community Sustainability Plan (ICSP)

Administration has completed the draft of the ICSP for presentation to Council at the March 2024 Council Meeting.

FireSmart

A FireSmart Community Awareness Online Workshop was held on February 28th. The recording of the presentation will be made available online by March 8, 2024. Administration is obtaining an additional quote to have a Wildfire Assessment completed for the Village.

Title:	Roadway Snow and Ice Control Policy
Policy No:	2014-02
Approval:	Village Council
Effective Date:	October 14, 2014
Supersedes Policy No:	2009-05
Amendments:	March 9, 2024

Policy Statement: The Council of the Village of Spring Lake will provide direction to standardize the priority and procedure for snowplowing of Village roadways.

Purpose: To establish standards, procedures and priorities to effectively and efficiently manage the process of snow and ice control on Village roadways.

Principles:

1. To ensure the safety of residents.
2. To ensure residents are aware of road snow and ice control priorities and procedures.

1. Definitions

1.1 **Accumulation** - The total amount of snow which has fallen and remained undisturbed in place, measured from the roadway surface.

1.2 **Boulevard** - the part of a road allowance that:
a) is not roadway, and
b) is not especially adapted to the use of or ordinarily used by pedestrians.

1.3 **Council** - the Council of the Village of Spring Lake, in the Province of Alberta.

1.4 **CAO** - the person appointed as the Chief Administrative Officer of the Village of Spring Lake.

1.5 **Discretionary** - Due to a variety of variables (weather conditions, operational limitations and seasonal trending), some snow and ice control activities are initiated by administration outside the realm of this policy. The intent of having non-quantified triggers is to provide administration the flexibility to respond to upcoming weather projections, balance resources, and deploy measures to prevent situations that could restrict access for emergency and waste management vehicles. Discretionary does not apply to a performance level target.

1.6 **Laneway** - also known as back alleys, laneways provide access to the rear of properties.

1.7 **Public Works Department** - the Public Works Department of the Village of Spring Lake.

1.8 **Policy** - a generalized statement of intent, based upon a body of principles, which describes what is to be done now and in the future.

1.9 **Procedure** - a statement(s) arising from policy which set out who does what, how, and in what sequence; the method of carrying out policy.

1.10 **Roadway** - means the part of a road allowance intended for use by vehicular traffic.

1.11 **Sanding** - The application of abrasive materials to roadways to improve vehicle traction and promote safe traffic flow.

1.12 **Snow drifting** - The deposit of windblown snow on roadways or lanes which makes the passage of vehicular traffic extremely difficult.

1.13 **Snow plowing** - Pushing accumulated snow from the roadway surface either to the sides of the roadway or the centre of the roadway to ensure travel lanes are passable to traffic.

1.14 **Street Storage** - The on street storage of plowed snow.

1.15 **Village** - the Village of Spring Lake in the Province of Alberta.

1.16 **Windrow** - A continuous ridge of snow running parallel to the road, created from snowplowing operations.

2. Guidelines

2.1 An effective snow and ice control policy is necessary to allow the Village to function under normal winter weather conditions to reduce snow and ice hazards.

2.2 The Village of Spring Lake will take full advantage of the snow storage capacity of roadways and boulevards to minimize the expenditures associated with snow removal.

2.3 Although this policy sets out the priorities and procedures for snow and ice control, the Village may direct crews and equipment to work in areas requiring immediate attention due to emergency conditions or localized drifting.

2.4 The intent of the snow and ice control policy is to minimize the economic loss to the community, ensure the available resources are best utilized, and to reduce the inconvenience and hazards of winter conditions for motorists,

2.5 The aim of the snow and ice control policy is to provide reasonable winter driving conditions for vehicles that are:
a) properly equipped for winter driving; and
b) are operated in a manner consistent with good driving habits.

2.6 It is expected that there will be situations that arise where the immediate demand for snow and ice control services will exceed the available resources. In these situations, accessibility for emergency vehicles will be deemed the greatest priority.

2.7 This policy must be kept flexible and should serve as a guideline for snow and ice control within the Village.

2.8 The Village of Spring Lake may adjust/alter any section within this policy when an emergency situation and/or when severe weather situations occur.

2.9 The Village will consistently endeavour to accomplish the tasks laid out within this policy in the most cost-effective and safe manner, while still maintaining the high level of service.

3. Service Levels

Level of service standards are established for Village controlled roadways according to their priority ranking. The level of service priorities are based upon emergency access and routing, and traffic speed and volumes.

3.1 Snow plowing operations will begin after accumulations of at least seven and one half (7.5) centimetres of snow or when drifting snow significantly impedes traffic flow unless the Public Works Department

considers the road surface unsafe for the traveling public, in which case appropriate action shall be taken as deemed necessary, including the hiring of casual staff or contractors as required.

3.2 Snow and ice control operations are primarily conducted Monday through Friday. If deemed necessary by the CAO and/or Public Works Department due to weather conditions, snow and ice control operations may commence on or continue into the weekend.

3.3 No private driveways will be cleared by Village crews or equipment.

3.4 Roadway sanding will occur on the same priority basis as snow plowing. Emphasis will be placed on access points to the range and township roads, important intersections, hills and other known problem areas.

3.5 Service Levels may be impacted by:
- a) Available resources
- b) Council approved budget
- c) Equipment failures
- d) Extreme weather conditions

3.6 It is to be expected that there will be extreme winter situations where the immediate demand for snow and ice control services will exceed the available resources.

3.7 The procedure for snow removal and ice control shall be as follows:
- a) Removal of as much snow or ice as possible shall be done with suitable plowing equipment.
- b) Treatment of remaining snow or ice with buckshot or sand/salt mix combination shall be done to achieve good winter driving conditions.
- c) Plowing and de-icing activities shall continue as weather and operational conditions permit.

3.8 Windrow removal service
- a) Service will be provided only when the windrow is an accumulated height of 30 centimeters or greater.
- b) No windrow removal service will be provided to those residents who push snow from their driveways into the windrow for removal by the Village.
- c) The intent of the windrow removal service is to knock down the windrow and allow for vehicle passage; it is not the intent of the service to provide full clearing and cleaning of the entire width of a driveway, from edge to edge. Approximately 2.5 to 5.0 centimeters of snow will be left to avoid damage to driveways.
- d) Windrows will only be removed from driveways that have been continuously cleared.
- e) Snow from the cleared windrows will be deposited on the road allowance adjacent to driveways.

3.9 Plowing operations are to be continued on an ongoing basis after initial road plowing in order to address areas prone to drifting snow or with steep gradients. These areas may be plowed more frequently.

4. Roadway Plowing Priority Ranking

4.1 Priority for plowing of roads with heavy snowfall shall be as follows:

- a) All major thoroughfares
- b) Side streets
- c) Alleys
- d) Canada Post Mailbox Sites
- e) Other lands and parking areas as deemed necessary by the CAO or designate
- f) South Meadow for lots 341 to 354 where it is deemed necessary b the CAO or designate to allow vehicle access for septic pump out services

4.2 Priority shall be given to higher volume roadways as traffic dictates, with special consideration given to steep hills and important intersections.

4.3 Roadway sanding will occur on the same priority basis as snow plowing. Emphasis will be placed on access points to the range and township roads, important intersections, hills and other known problem areas.

4.4 If a snow fall with an accumulation of 7.5 centimeters or more should occur during snow and ice control operations, roadway plowing and sanding operations will start from the beginning of the priority ranking list.

5. General

5.1 The Village of Spring Lake may, if deemed necessary, build or place windrows of snow either in the centre of the roadway or on the sides of the roadway.

5.2 Boulevards may be utilized for snow storage and may result in damages to improvements and private trees within the Village boulevards. Care and attention will be taken to reduce potential damage to private trees and boulevards; however, it will not be the responsibility of the Village to replant or reconstruct and damaged trees or boulevards.

5.3 The Village is not responsible for any sand/gravel that may be left on boulevards after the snow has melted. It is the responsibility of the property owner/occupier to remove the sand/gravel from the boulevards.

5.4 Residents are strictly prohibited from depositing snow on or pushing snow across any roadway (Traffic Bylaw #328) as this could cause damage to snow removal equipment and cause a safety liability problem should a vehicle hit this accumulation of snow and lose control. Snow is not to be dumped on any Village property.

5.5 No vehicles, garbage totes, equipment or other objects are to be left or parked on the road during snow removal operations.

5.6 Damages to vehicles, garbage totes, equipment and other objects left or parked on road allowances will be the responsibility of the property owner.

5.7 The Village accepts no responsibility for damage to or restoration of sod, sculptures, rock gardens, concrete or stone works and other landscaping on public property from the actions of salt, sand, weight of snow or any other cases of damage.

5.8 Other than for emergency conditions, snow operations may be suspended at temperatures below minus 30 degrees Celsius.

5.9 Residents are not to attempt to flag down equipment operators and when approaching snow equipment a minimum distance of 10 meters is to be maintained.

Title:	Boulevard and Municipal Land Vegetation Control Policy
Policy No:	2019-02
Approval:	Village Council
Effective Date:	May 14, 2019
Supersedes Policy No:	None
Amendments:	March 9, 2024

Policy Statement: The Village of Spring Lake will control and maintain vegetation on Village owned lands in an effective, safe and cost-efficient manner.

Purpose: To establish procedures to control vegetation growth on Village owned lands for the purpose of enhancing weed control, better drainage, aesthetics and road visibility for traffic safety.

Principles:

1. To ensure the safety of residents.
2. To ensure residents are aware of roadside vegetation control priorities and procedures.

1. Definitions

1.1 **Boulevard** - the part of a road allowance that:
a) is not roadway, and
b) is not especially adapted to the use of or ordinarily used by pedestrians.

1.2 **Council** - the Council of the Village of Spring Lake, in the Province of Alberta.

1.3 **CAO** - the person appointed as the Chief Administrative Officer of the Village of Spring Lake.

1.4 **Discretionary** - Due to a variety of variables (weather conditions, operational limitations and seasonal trending), some vegetation control activities are initiated by administration outside the realm of this policy. The intent of having non-quantified triggers is to provide administration the flexibility to respond to upcoming weather projections, balance resources, and deploy measures to prevent situations that could restrict access for emergency vehicles. Discretionary does not apply to a performance level target.

1.5 **Laneway** - also known as back alleys, laneways provide access to the rear of properties.

1.6 **Public Works Department** - the Public Works Department of the Village of Spring Lake.

1.7 **Policy** - a generalized statement of intent, based upon a body of principles, which describes what is to be done now and in the future.

1.8 **Procedure** - a statement(s) arising from policy which set out who does what, how, and in what sequence; the method of carrying out policy.

1.9 **Roadway** - means the part of a road allowance intended for use by vehicular traffic.

1.10 **Village** - the Village of Spring Lake in the Province of Alberta.

2. Guidelines

2.1 Vegetation Control consists but is not limited to grass mowing, tree removal, tree branch removal and/or trimming, invasive weed control and removal.

2.2 Although this policy sets out the priorities and procedures for vegetation control, the Village may direct crews and equipment to work in areas requiring immediate attention.

2.3 This policy must be kept flexible and should serve as a guideline for vegetation control within the Village.

2.4 The Village of Spring Lake may adjust/alter any section within this policy when an emergency situation occurs.

2.5 The Village will consistently endeavour to accomplish the tasks laid out within this policy in the most cost-effective and safe manner, while still maintaining the high level of service.

3. Service Levels

3.1 The Village of Spring Lake will maintain the following priority green/grassed, landscaped and vegetative or lawn areas as required during the growing season.

a) Boulevards along major thoroughfares
b) Boulevards along side streets
c) Boulevards located at entrances to the Village and intersections
d) Boulevards along alleys
e) Parks and public Areas
f) Public parking areas
g) Canada Post mailbox sites
h) Embankments when they do not exceed equipment standards for slopes
i) Meadows
j) Trails
k) Other lands as deemed necessary by the CAO or designate

3.2 Boulevards will be mowed at least 4 feet on each side and only more at the discretion of the CAO and/or by the Public Works Department and depending on moisture and saturation.

3.3 Vegetation control operations are primarily conducted Monday through Friday during daylight hours unless otherwise approve by the CAO.

3.4 Vegetation control must be performed making all practicable effort to prevent debris from being deposited on the roadway surface.

3.5 Areas that may be omitted are:

a) Major road construction
b) Minor road construction

3.6 Service Levels may be impacted by:

a) Available resources
b) Council approved budget
c) Equipment failures
d) Inclement weather conditions

4. General

4.1 Care and attention will be taken to reduce potential damage to private trees and boulevards; however, it will not be the responsibility of the Village to replant or reconstruct any damaged trees or boulevards.

4.2 No vehicles, garbage totes, equipment or other objects are to be left or parked on the road during vegetation maintenance operations.

4.3 Damages to vehicles, garbage totes, equipment and other objects left or parked on road allowances will be the responsibility of the property owner.

4.4 The Village accepts no responsibility for damage to or restoration of sod, sculptures, rock gardens, concrete or stone works and other landscaping on public property from the actions of vegetation control.

4.5 Residents are not to attempt to flag down equipment operators and when approaching vegetation control equipment, a minimum distance of 10 meters is to be maintained.

REQUEST FOR DECISION (RFD)

Meeting: Regular Council Meeting
Meeting Date: March 12, 2024
Originated By: Emily House
Title: Bylaw Review
Agenda Item: New Business

Background/Proposal

Based upon discussions at the February 2024 Regular Council Meeting and an initiative included in the Integrated Community Sustainability Plan (ICSP) for 2024, a review of bylaws for the Village of Spring Lake is a necessary exercise to ensure that the bylaws are current, relevant and are compliant with current legislation.

During the February 2024 Regular Council Meeting, a discussion regarding a Municipal Addressing Bylaw was had. Administration spoke about a Community Standards Bylaw that Council could look at to amalgamate several current bylaws into one. Council made a motion to direct Administration to provide a report on what current bylaws could be included in a new Community Standards Bylaw.

The 2024 ICSP includes an initiative to review the five oldest bylaws on an annual basis.

Discussion/Options/Benefits/Disadvantages

Upon review of the current bylaws for Spring Lake, Administration noted that the following bylaws could be combined into a new Community Standards Bylaw:

- Noise Bylaw (2010)
- Unsightly Property Bylaw (2010)
- Weed Bylaw (2012)

In addition, a Community Standards Bylaw can address the following:

- municipal addressing
- littering and graffiti
- garbage collection
- maintenance of buildings, structures, and fences,
- nuisances escaping property (odor, water, light, debris)
- bullying, fighting and loitering in public
- construction waste
- panhandling

Parkland County just updated their Community Standards Bylaw No. 2023-19 (passed in January 2024). There is a wide range of Community Standards Bylaws but it looks like many municipalities have adopted one over the last few years. They range in simple to more in-depth (City of Edmonton) and it can include various regulations depending on what Council and the community would like to address. As this is a bylaw that addresses a lot of day-to-day issues and activities for residents, I would suggest that Council consider engaging residents using surveys.

To be in alignment with the new ICSP the oldest bylaws that should be reviewed are:

- Off Highway Bylaw (2010)
- Noise Bylaw (2010) – can be combined into a Community Standards Bylaw
- Unsightly Property Bylaw (2010) – can be combined into a Community Standards Bylaw
- Open Burning (2011)
- Traffic Bylaw (2012)
- Weed Bylaw (2012) – can be combined into a Community Standards Bylaw

When researching Community Standards Bylaws, Administration also noted a new bylaw the Parkland County passed to regulate the use of municipal lands. As we have seen several incidents of people going beyond their property boundaries for storage and removal of trees, this may be a bylaw that Council would like to consider drafting for Spring Lake.

Costs/Source of Funding (if applicable)

Public engagement - $500 for surveys
Legal - $5,000 for review

Recommended Action

Administration recommends that as the issues that are being discussed will affect day to day activities for residents, that community engagement is necessary so residents are part of the process and decision making which will lead to better "buy-in" of the regulations set forth in the bylaws.

This process will take considerable time but Administration recommends the following steps:

1. Council to discuss what bylaws they would like to address and issues that they would like to address.
2. Council direct Administration to produce a survey that residents could provide their feedback.
3. Review of survey by Council before release.
4. Survey release to residents.
5. Administration to gather the results and provide a report to Council.
6. Council to discuss and direct Administration on the bylaws and regulations to amend or produce.
7. Administration to amend or produce bylaws. May require legal counsel for review.
8. Council review of bylaws and direct Administration on amendments, if necessary.
9. Council to do 1st Readings.
10. Release bylaws to residents for input.
11. Input received by Administration and reported to Council.
12. Make amendments to bylaws, if necessary.
13. Final review by Council.
14. 2nd and 3rd Readings by Council.

This process, depending on the number of bylaws that Council would like to address, can take up to a year to complete.

Integrated Community Sustainability Plan 2024

Village of Spring Lake

Updated for

2024 TO 2029

Village of Spring Lake

Table of Contents

Introduction 3

Current Situation 4

Vision and Mission 5

Key Issues and Opportunities

- Environmental 6
- Governance 6
- Economic 6
- Social 6
- Recreational and Culture 6

Key Results, Strategies and Actions

- Environmental 7
- Governance 8
- Economic 9
- Social 11
- Recreational and Culture 12

Introduction

Municipal Characteristics 2024

Total Area of Municipality (hectares)	283
Length of all Open Roads Maintained (kms)	10.55
Storm Drainage Mains Length (kms)	2

Population	772
Number of Dwelling Units	368
Water and Wastewater Mains Length (kms)	0

INTEGRATED COMMUNITY SUSTAINABILITY PLAN OVERVIEW:

The Integrated Community Sustainability Plan (ICSP) Project started in 2009 when the process was undertaken to meet the requirements set out in the revenue sharing agreements between the federal, provincial and municipal governments under the New Deal for Cities and Communities. The Village of Spring Lake undertook a community engagement process to create the first Integrated Community Sustainability Plan for the Village. In 2015, this grant became the Federal Gas Tax Fund (FGTF) between Canada and Alberta to transfer federal gas tax funding to Alberta municipalities. Subsequently, each Alberta municipality was invited to join this program and signed an agreement with the Province of Alberta outlining the requirements and benefits under the program. In 2021 the FGTF was renamed the Canadian Community Building Fund (CCBF). Although an ICSP has not been a requirement in recent years, a multi-year capital plan is. The Village of Spring Lake has developed and maintained a five-year capital plan since 2020 which provides the ability for the municipality to plan for the future. Council for the Village of Spring Lake recognizes the invaluable input and engagement from residents in planning for the future hence the continued focus of updating the ICSP.

The ICSP is a long-range plan that consists of five dimensions – environmental, governance, economic, social and recreational/cultural – to be developed through public consultation and will provide direction to their Multi-Year Capital Infrastructure Plan.

The five dimensions of a Sustainable Community are:

- **Environment** – Preserving quality and natural built environments that minimize the negative impacts of development.
- **Governance** –Ensuring transparent, collaborative, and inclusive decision making in which representation and leadership is accountable to the community.
- **Economy** – Creating a flourishing and diverse local economy through decisions that create conditions conducive to economic development and communities in which people want to live and do business.
- **Social** – Allowing the growth of communities that promote stability, diversity and a high quality of life for all.
- **Recreational/Culture** –Celebrating vibrant and festive communities for the expression and enhancement of a distinct identity and strong sense of place.

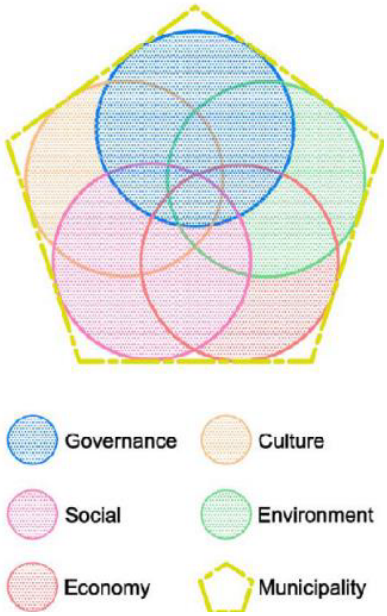

This report is an updated version of the ICSP that was first developed in 2009 and provides a summary of what the community's vision for Village of Spring Lake is in the future, how we will achieve this vision and how we will ensure its sustainability.

Current Situation

With the close proximately to Stony Plain, Spruce Grove and Edmonton, the Village of Spring Lake remain a desirable place to live and play over the years. The Village itself surrounds Spring Lake, which is a quiet, tranquil lake that is enjoyed by many. With its abundance of wildlife, it is a nature lover's paradise to watch the birds, fish or hear the call of the loon. The development of many recreational initiatives including a new multi-use outdoor arena, playgrounds, trails, and dog park along with the development of many community committees including the Environmental Advisory Committee, Event Planning Committee and Spring Lake Community League increases the attractiveness of Spring Lake for residents and visitors. As a result, the Village of Spring Lake has seen residential growth of 7.97% in the past five (5) years with several infill developments and the final completion of the Spring Lake Ranch development.

The Village does not have a huge commercial footprint as many amenities are only 10 minutes away. However, the Village does have a few commercial properties including Spring Lake RV Resort. When this resort is open from May to October, we see the number of people in the Village double.

Spring Lake is often described as a hidden jewel. It offers many municipal services including garbage and recycling pick-up, exceptional road maintenance, streetlights throughout the community, paved roads, an outdoor arena, numerous playgrounds, walking trails and urban reserves. The Council of the Village comprises of five Councillors along with an Administration including a long-tenure CAO, Administrative Manager and Administrative Assistant and a Public Works Department including a Public Works Manager and Laborer and two additional seasonal staff during the summer months.

For the past two years, the Village of Spring Lake has encouraged residents to come forth with input, ideas and their vision for Spring Lake. This included a Community Survey in the Spring of 2023, a Community Meeting in the Fall of 2023 that gave residents an opportunity to give input and feedback on initiatives they would like to see in the Village of Spring Lake in each of five dimensions. The Council for the Village of Spring Lake gathered for two additional meetings in the Fall of 2023 which focused on setting priorities based on the information gathered through the Community Meeting and Survey. The Village of Spring Lake Community Sustainability Plan is the product of those discussions that Council, residents, and staff participated in.

Vision and Mission

During the Community Meeting held since 2009, residents were asked what they valued about Spring Lake and what can be done to improve our Village and thrive as a community. The following can best represent the resident's and Council's vision.

What is valued . . .

- Lake clean/healthy
- nature/wildlife
- beauty and quietness
- sense of community
- safe
- festivals/community engagement
- small community atmosphere
- good services
- recreation space
- quiet country living

The ICSP hopes to achieve . . .

- maintain green space for all to enjoy the beauty of Spring Lake
- increase involvement of residents
- develop more walking trails, parks and recreational facilities.
- maintain the history of the Village and protect what we have.
- develop cultural opportunities.
- educate and encourage best practices for healthy lakeshore and lake.
- continue reviewing development opportunities while maintaining unique community atmosphere.

Council's mandate is to ensure that the Village of Spring Lake should exist as a viable and autonomous municipality. This mandate was combined with resident's input to create a Vision and Mission Statement.

Our Vision

The Village of Spring Lake will endeavor to maintain its small village atmosphere with a strong sense of pride and to enjoy its natural beauty and history by creating a safe, tranquil place to live, work and play.

Our Mission

Our mission is to be sustainable by focusing on the social, environmental stewardship and economic well-being of the community through thoughtful planning and management.

Key Issues and Opportunities

Environment

Key environmental issues and opportunities identified by Council and the public include the following:

- Responsible protection of environmentally sensitive areas.
- Educate the public on environmental best practices.

Governance

Key governance issues and opportunities identified by Council and the public include the following:

- Review and update bylaws and policies along with enforcement.
- Continue to update and develop long-term municipal sustainability planning.

Economy

Key economic issues and opportunities identified by Council and the public include the following:

- Improving the availability of better internet services.
- Economic sustainability policies.
- Increase municipal support for small and home-based, local businesses.

Social

Key social issues and opportunities identified by Council and the public include the following:

- Support and work with the Community League.
- Fostering social engagement.

Recreational/Culture

Key recreational/cultural issues and opportunities identified by Council and the public include the following:

- Support and continue to ensure current recreational resources are being utilized.
- Develop connecting trails throughout the community.

Key Results, Strategies and Actions

Environmental Strategies and Actions

Environmental Strategic Priority #1 Responsible Protection of Environmentally Sensitive Areas			
Key Results ▪ Ensure the sustainability and protection of the lake and surrounding areas through education and planning.			
Strategies	Who	When	Budget
Continue funding local environmental stewardship organizations.	Council	Ongoing	$1,500/yr.
Budget funding for aeration project for Spring Lake.	Council	Ongoing	$3,000/yr.
Review current signage and confirm if it remains relevant and look at strategic placement of additional signage.	Administration/Public Works	2nd Qtr. 2025	$2,000
Produce environmental sensitive areas map.	Administration/Public Works	1st Qtr. 2025	$2,000

Environmental Strategic Priority #2 Educate Residents with Environmental Best Practices			
Key Results ▪ Ensure that the Village Spring Lake leads by example and educates residents on environmental stewardship and best practices.			
Strategies	Who	When	Budget
Hold and/or work in conjunction with local stewardship organizations to hold workshops on relevant and significantly important topics.	Administration/Local Organizations	Ongoing	$1,500/yr.
Plan, integrate and highlight to community best practices that have been suggested by the Environmental Advisory Committee and other organizations.	Administration/Public Works	Ongoing	$1,000 - $8,000/yr. depending on project

Key Results, Strategies and Actions

Governance Strategies and Actions

Governance Strategic Priority #1 Update Bylaws to Ensure Protocols are Current and Enforceable			
Key Results ▪ Up-to-date bylaws that reflect the Village of Spring Lake's current atmosphere of transparent, enforceable expectations.			
Strategies	**Who**	**When**	**Budget**
Take five oldest bylaws and policies and review annually.	Council/Administration	Ongoing	$2,000/yr
Develop protocols regarding education, warnings and enforcement of bylaws.	Council/Administration	Ongoing	no cost
Digitizing educational presentations regarding bylaws and enforcement.	Administration	4th Qtr. 2027	$5,000/yr.

Governance Priority #2 Continue to Update and Develop Long-Term Municipal Sustainability Planning			
Key Results ▪ Evolving strategies that foster long-term sustainability for the municipality.			
Strategies	**Who**	**When**	**Budget**
Continue to add to reserve fund.	Council/Administration	Ongoing	$20,000/yr.
Review our Asset Assessment Management Plans on an annual basis.	Administration/Public Works	Ongoing	no cost
Develop a long-term reserve fund policy.	Council/Administration	4th Qtr. 2024	no cost
Continue fostering partnership with Parkland and FireSmart Canada and Alberta on FireSmart protocols.	Administration/Public Works	Ongoing	$3,000/yr.

Key Results, Strategies and Actions

Economic Strategies and Actions

Economic Strategic Priority #1 Improve Availability of Better Internet Service			
Key Results ▪ Reliable internet services that support the municipality's day-to-day operations, residents, and local businesses.			
Strategies	**Who**	**When**	**Budget**
Define residents' target for reliable internet and what would they we willing to invest to do that and expectations on how much they would pay per month for internet service.	Administration	3rd Qtr. 2024	no cost
Investigate the opportunity with local internet providers to research the possibility of group plans.	Administration	2nd Qtr. 2025	no cost
Offer free hotspots for community recreational area by Village Office.	Administration	4th Qtr. 2024	$1,500/yr.

Economic Priority #2 Economic Sustainability Process			
Key Results ▪ Continued stability of taxes with policies developed to focus on minimal municipal tax increases and sustainability funds.			
Strategies	**Who**	**When**	**Budget**
Manage the Village's reserve funds to stabilize taxes.	Council/Administration	Ongoing	no cost
Continue to provide 2nd Budget Meeting.	Council/Administration	Ongoing	$1,500/yr.
Annexing of lands	Council/Administration	2027	$20,000
Continue to implement tax strategies to meet provincial tax ratio benchmarks.	Council/Administration	Ongoing	no cost

Key Results, Strategies and Actions

Economic Strategies and Actions

Economic Strategic Priority #1 Increase Municipal Support of Small and Home-Based, Local Businesses			
Key Results ▪ Educate and support for the small and home-based businesses located within Spring Lake.			
Strategies	**Who**	**When**	**Budget**
Encourage and provide promotion for licensed businesses.	Council/Administration	2nd Qtr. 2025	$1,500/yr.
Provide advertising and sponsorship opportunities for small local businesses.	Administration	2nd Qtr. 2025	$2,500

Key Results, Strategies and Actions

Social Strategies and Actions

Social Strategic Priority #1 Support and Work with the Spring Lake Community League (SLCL)			
Key Results ▪ Fostering initiatives that expands the ability to provide community support through social and recreational activities.			
Strategies	**Who**	**When**	**Budget**
Developing funding model and plan/agreement.	Council/Administration/ SLCL	3rd Qtr. 2024	no cost
Continue to provide Village resources and amenities for use.	Administration	Ongoing	$1,000/yr.
Collaborate with and support the SLCL to research and try to acquire funding opportunities that provides a mutual benefit to the community.	Administration/SLCL	4th Qtr. 2024	no cost

Social Priority #2 Fostering Social Engagement for All Ages			
Key Results ▪ A strong, socially active and diverse community presence, connected through the engagement of all Spring Lake Residents.			
Strategies	**Who**	**When**	**Budget**
Continue utilizing the Village's assets to support local activities for all ages.	Council/Administration	Ongoing	no cost
Research starting and setting up Family and Community Support Services (FCSS).	Council/Administration	1st Qtr. 2026	$10,000/yr.
Promoting Sera Exchange.	Administration	2027	$3,000/yr.

Key Results, Strategies and Actions

Recreational/Cultural Strategies and Actions

Recreational/Cultural Strategic Priority #1 Support Current Recreational Resources			
Key Results ▪ Support and continue to ensure current recreational resources are being utilized.			
Strategies	**Who**	**When**	**Budget**
Support Little Library initiative and look at expansion opportunities that uses the same concept.	Council/Administration/Public Works	4th Qtr. 2025	$2,500
Develop and promote a community freestanding farm stand initiative feasibility study.	Administration	3rd. Qtr. 2025	$1,200/yr.

Recreational/Cultural Priority #2 Community Trails			
Key Results ▪ Develop connecting trails through the community.			
Strategies	**Who**	**When**	**Budget**
Develop long-term maintenance and development plan to include accessibility requirements, winter trail options, and trail standardization.	Administration/Public Works	2027/28	$2,000
Develop recreation maps including topography of trails (stairs, parks, lookout areas, paved, road, grass).	Administration/Public Works	2027/28	$5,000

From: Tony Sera
To: Emily House
Subject: Re: FireSmart Committee Proposal
Date: March 1, 2024 11:15:07 PM

Please include this in the councillors package

In March 2023
I send an email to Emily with a proposal to start a firesmart committee. She says I will put it on the agenda. I show up to the council meeting assuming the counselors have read the proposal and am prepared to answers questions. Except no one asks any. You ask Emily about grants instead. Talk amongst yourselves and I'm thanked for the proposal and your on to the next agenda item. I leave thinking what the hell just happened so
I follow up with an email to Emily.
"I'm not sure what we need a grant for but they seemed more interested in the grant than the committee.

A committee can certainly help get the information needed for grants.

Were they supposed to vote yes or no for the committee tonight?

It sounds like it's dead in the water until a budget meeting or a grant is obtained. Is that the situation?"

She responds with "I will pass on any information that we gather and if you would like to bring a presentation back to Council, I think that would be beneficial"

So in May I try again. I don't know how much it costs to start a committee and I figured if I asked for a robust start the worst that would be happen is they provide a smaller amount.
I send another proposal and Emily responds "I sent your proposal to Council and I will let you know what their direction is." I hear nothing back.

Feb 5 2024
I send another email that Emily provides to the counselors again. I attend the council meeting to answer any questions about it. I'm thanked and dismissed again.

On Feb 28 I receive an email asking me to develop a "more in-depth proposal for budget consideration to include the following:
Objectives summarizing the desired outcomes or goals of the project, and how they align with the needs of the Village and its residents.
Scope of the project, including what it will entail, what it will not entail, and the assumptions and constraints involved.
Plan, timeline, and budget outlining the steps, activities, resources, and costs required to execute the project, and the expected timeline and milestones for each.
Reporting including expected timeline of reports to Council on progress and analysis of measurable results of objectives and achievements.
We will be finalizing the budget in April so if I could have a proposal for Council to consider by the beginning of April, it would be greatly appreciated."

I responded to Emily and informed her I don't have time to go get all these quotes and to develop metrics and reporting guidelines for an agenda I can't set without community feedback. It can't be done in a month. I need a committee to be able to handle all this bureaucracy.

Have all of the counselors read the emails I have sent because much of the requested information was in them. The emails were on display at the monthly meeting. I assume each counselor had a copy. My takeaway is residents emails aren't important. To speak to the board you must have an oral presentation with power point slides that demands a yes or no answer at the end. Is that how other committees were started?

Have all the councillors looked up the Firesmart website? From the start it seems like they don't know what firesmart does and looked to Emily for direction. Emily brought up a grant and then there was no comment on the committee.
There was a web link and PDF brochure in my emails.

We don't even know if there is enough community interest in a committee to justify starting one. We don't know because we haven't advertised it. The counselors haven't authorised it. All I wanted to do is help my community become more fire resistant.

I have been trying to volunteer and get funding for public engagement to start a firesmart committee for over a year. Judging by the speed with which anyone gets back to me It seems like your not interested. Continuing to try and get approval for a firesmart committee seems futile.

I am no longer interested in volunteering for this community.

I pray the community is still here after this summer.

Sincerely,
Tony Sera, tax payer, concerned citizen.

> > On Mon, Feb 26, 2024, 5:59 PM Emily House <emily@springlakealberta.com> wrote:
>
> > Good evening, Tony.
>
> > Council was encouraged by your commitment to the Village with respect to starting a FireSmart Committee within Spring Lake. They have asked me to request a more in-depth proposal for budget consideration to include the following:
>
> > - Objectives summarizing the desired outcomes or goals of the project, and how they align with the needs of the Village and its residents.
> > - Scope of the project, including what it will entail, what it will not entail, and the assumptions and constraints involved.
> > - Plan, timeline, and budget outlining the steps, activities, resources, and costs required to execute the project, and the expected timeline and milestones for each.

- Reporting including expected timeline of reports to Council on progress and analysis of measurable results of objectives and achievements.

We will be finalizing the budget in April so if I could have a proposal for Council to consider by the beginning of April, it would be greatly appreciated.

If you have any questions, please let me know.

Thanks so much, Tony.

-Emily

Emily House

Chief Administrative Officer

Village of Spring Lake

Phone: 780.963.4211 Fax: 780.963.4260

990 Bauer Ave, Spring Lake, AB T7Z 2S9

www.springlakealberta.com

This message, including attachments, is intended for the recipient to whom it is addressed, and may contain confidential, personal, and or privileged information. Please contact the sender immediately if you are not the intended recipient, dissemination of this communication is prohibited. Any communication received in error, or subsequent reply, should be deleted or destroyed.

Tony Sera
Steward of God's Blessings, Dad, Real Estate Investment Manager, Microgreen & Duck egg supplier, Duck & Rabbit grower, Search & Rescue member in training.
[redacted]